

# SYMPHONY®

## KENNA SERIES

### 2022 PRICE LIST

version #090122

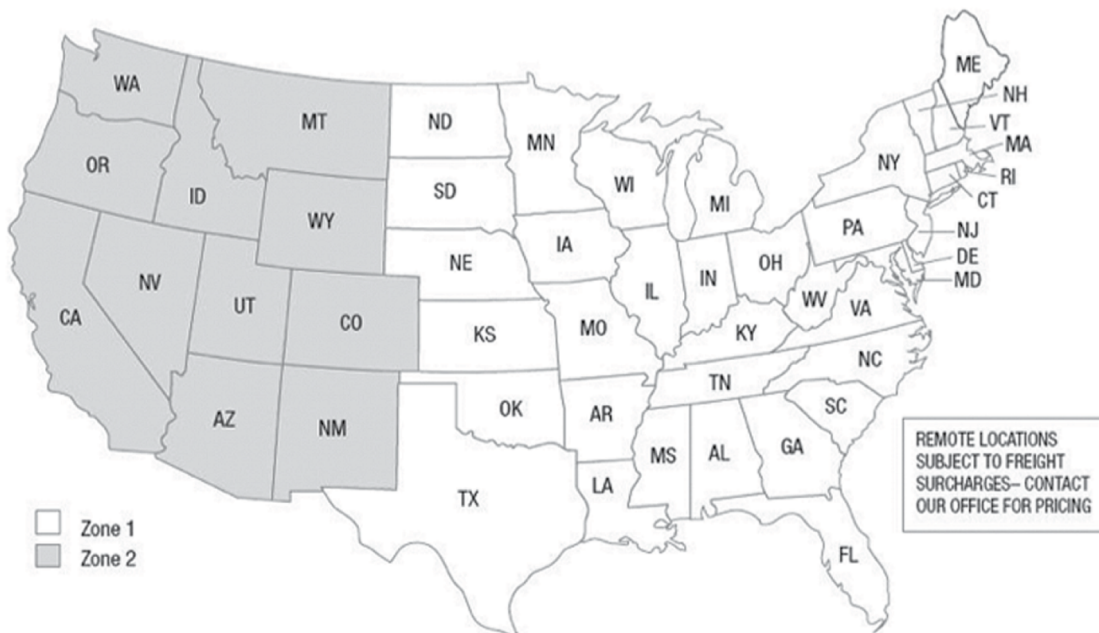
#### Minimum order / Freight charge

Orders for \$5,000 or more list (contiguous U.S.): freight and minimum order charges included


Orders less than \$5000 list (contiguous U.S.)

Zone 1 \$200 net

Zone 2 \$260 net



# Kenna bases

base	base dim.	max top support	base set qty	base set model no.	list	glides	finish	
<b>Kenna T base sets</b>								
	Single Stage Electric							
	basic up/down switch	22	24 x 48-72	2	BTKEN24072SEGME	1,320	adj glides	standard metal
		28	30 x 48-72	2	BTKEN30072SEGME	1,330	adj glides	standard metal
	programmable switch							
		22	24 x 48-72	2	BTKEN24072SPGME	1,440	adj glides	standard metal
		28	30 x 48-72	2	BTKEN30072SPGME	1,460	adj glides	standard metal
*tables over 60"L require the Kenna horizontal wire manager								
Dual Stage Electric								
	basic up/down switch							
		22	24 x 48-72	2	BTKEN24072DEGME	1,580	adj glides	standard metal
		28	30 x 48-72	2	BTKEN30072DEGME	1,610	adj glides	standard metal
	programmable switch							
		22	24 x 48-72	2	BTKEN24072DPGME	1,730	adj glides	standard metal
		28	30 x 48-72	2	BTKEN30072DPGME	1,740	adj glides	standard metal
*tables over 60"L require the Kenna horizontal wire manager								

## Kenna 90 degree 3 column: (2) T, (1) post base set



basic up/down switch	22	24 x 48-72	2	BTKE324072SEGME	2,180	adj glides	standard metal
	28	30 x 48-72	2	BTKE330072SEGME	2,190	adj glides	standard metal
programmable switch	22	24 x 48-72	2	BTKE324072SPGME	2,320	adj glides	standard metal
	28	30 x 48-72	2	BTKE330072SPGME	2,330	adj glides	standard metal

\* top not included

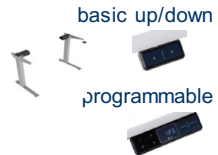
\*tables over 60"L require the Kenna horizontal wire manager

## Kenna 120 degree 3 column: (2) T, (1) post base set



basic up/down switch	22	24 x 48-60	2	BTKE124060SEGME	2,180	adj glides	standard metal
	28	30 x 48-60	2	BTKE130060SEGME	2,320	adj glides	standard metal
programmable switch	22	24 x 48-60	2	BTKE124060SPGME	2,260	adj glides	standard metal
	28	30 x 48-60	2	BTKE130060SPGME	2,330	adj glides	standard metal

## Kenna Single Stage Electric C



basic up/down switch	22	24 x 48-72	2	BCKEN24072SEGME	1,430	adj glides	standard metal
	28	30 x 48-72	2	BCKEN30072SEGME	1,440	adj glides	standard metal
programmable switch	22	24 x 48-72	2	BCKEN24072SPGME	1,550	adj glides	standard metal
	28	30 x 48-72	2	BCKEN30072SPGME	1,580	adj glides	standard metal

- SEG** Single Stage Electric adj. 27" - 46" (Kenna)
- DEG** Dual Stage Electric adj. 24" - 48" (Kenna)
  - basic up / down switch / undersurface mount
  - adjustment speed 1.375" per second
- SPG** Single Stage Electric adj. 27" - 46" (Kenna)
- DPG** Dual Stage Electric adj. 24" - 48" (Kenna)
  - programmable keypad / under surface mount
  - 4 preset programmable heights
  - shelf stop and container stop feature that will stop raising or lowering the worksurface if there are items above or below the worksurface that could impact the table
  - digital display
  - adjustment speed 1.375" per second

### Kenna Standard metal powder coat finishes (ME)

Flat Black, Furniture White, Inner Tone, Light Tone, Medium Tone, and Metallic Silver



**Kenna horizontal wire manager** connects between the two table legs under the table top, manages wires and supports the worksurface

\*for 2 column versions only - not available for 3 column units, only available in a black finish

48"-66" tops use model # **OTWMHAT4866 \$80 list**

66"-72" tops use model # **OTWMHAT6672 \$110 list**

**\*required on tables over 60"**



**Kenna 23.5" vertical column wire manager**

-bolts into the independent beam and slides around the upper column

-allows wires to hang loose so the table can still go up and down while organizing them

-can be painted to match base color

model # **OBTVWMKEN23 \$70 list**

### Kenna weight capacity:

- maximum lifting load 200 lbs. for (2) T or C bases

- maximum lifting load 250 lbs 3 column

configurations with (2) T bases + (1) post base

SYMPHONY®

2022 KENNA PRICE LIST