

# SYMPHONY®

## KELLER SERIES

### 2019 PRICE LIST

version #110819

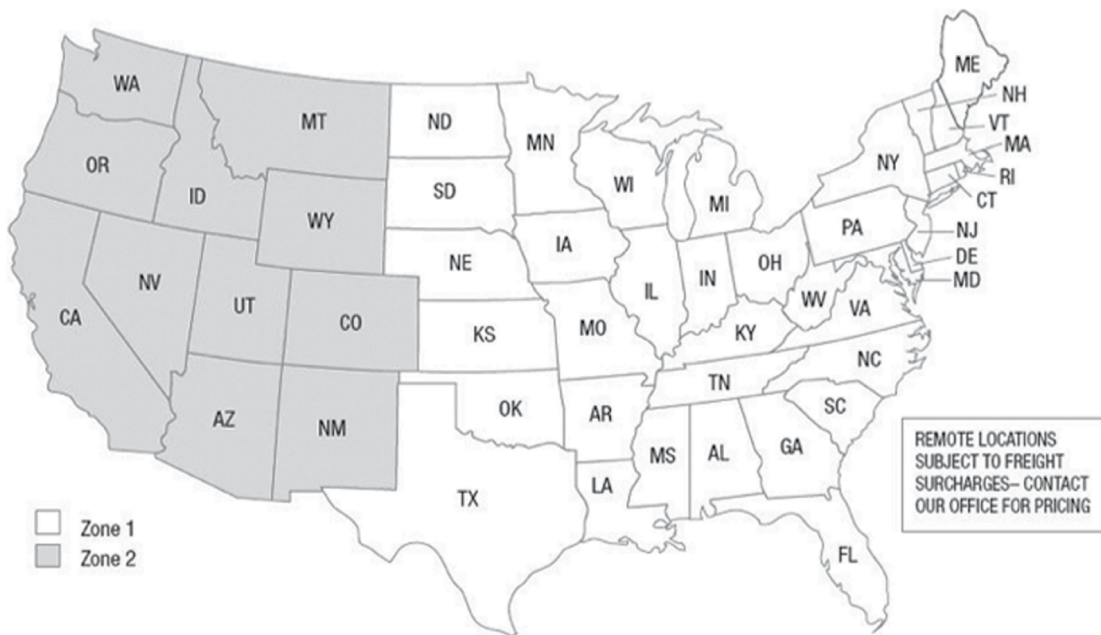
#### Minimum order / Freight charge

Orders for \$4,000 or more list (contiguous U.S.): freight and minimum order charges included

Orders less than \$4000 list (contiguous U.S.)

Zone 1 \$180 net

Zone 2 \$240 net



# Keller bases

For complete model number:

1. Insert glide/caster selection :

G glides - prices listed









C casters, + see chart for \$ and availability


2. Insert finish selection:

ME standard metal, pricing listed


PQ Polished Aluminum/Chrome - see chart

\*polished finish not available for adjustable height bases

base	base qty + dim.	max top support	base set model no.	list	glide/caster option	finish option				
	15	20 x 96	BTKEL20096SD _ _	630	G \$0 glides C + \$80 casters	ME \$0 standard metal				
	20	24 x 96	BTKEL24096SD _ _	650						
	26	36 x 96	BTKEL36096SD _ _	710						
	33	42 x 96	BTKEL42096SD _ _	820						
	38	48 x 96	BTKEL48096SD _ _	950						
	15	20 x 72	BTKEL20072NE _ _	1,050		G \$0 glides C + \$80 casters	PQ + \$120 polished			
	20	24 x 72	BTKEL24072NE _ _	1,080						
	26	36 x 72	BTKEL36072NE _ _	1,130						
	(2) 34	48 x 96	BTKEL480962D G _	1,100			G \$0 glides C + \$80 casters	ME standard metal \$0		
	(3) 34	48 x 144	BTKEL481442D G _	1,660						
	(4) 34	48 x 192	BTKEL481922D G _	2,210						
	(2) 40	60 x 96	BTKEL600962D G _	1,200						
	(3) 40	60 x 144	BTKEL601442D G _	1,800						
	15	20 x 72	BTKEL20072NS _ ME	1,330				G \$0 glides C + \$80 casters	ME \$0 standard metal	
	20	24 x 72	BTKEL24072NS _ ME	1,360						
	26	36 x 72	BTKEL36072NS _ ME	1,420						
		15	20 x 72	BTKEL20072SS _ ME	910					G \$0 glides C + \$80 casters
20		24 x 72	BTKEL24072SS _ ME	930						
26		36 x 72	BTKEL36072SS _ ME	990						
33		42 x 72	BTKEL42072SS _ ME	1,100						
	15	20 x 96	BCKEL20096SD _ _	630	G \$0 glides C + \$80 casters	ME \$0 standard metal				
	22	24 x 96	BCKEL24096SD _ _	650						
	27	30 x 96	BCKEL30096SD _ _	710						
	15	20 x 72	BCKEL20072NE _ _	1,050		G \$0 glides C + \$80 casters	PQ + \$120 polished			
	22	24 x 72	BCKEL24072NE _ _	1,080						
	27	30 x 72	BCKEL30072NE _ _	1,130						
	15	20 x 72	BCKEL20072SS _ ME	910			G \$0 glides C + \$80 casters		ME \$0 standard metal	
	22	24 x 72	BCKEL24072SS _ ME	940						
	27	30 x 72	BCKEL30072SS _ ME	990						

 C casters + (see chart for pricing and availability)  
2" black dual wheel locking

**Note that the Keller T & C bases cannot be spread more than 50" apart at center when using top stiffeners.**

 S Spring clip height adjustment  
24.75" - 33.75" range in 1" increments

**Standard metal powder coat finishes (ME):**  
Black Wrinkle, Chateau Brown Wrinkle, Flat Black, Furniture White, Inner Tone, Light Tone, Medium Tone, and Metallic Silver

**(PQ) Polished aluminum / chrome finish**  
see chart for pricing and availability

# Keller bases

For complete model number:

1. Insert glide/caster selection :

G glides - prices listed








C casters, + see chart for \$ and availability


2. Insert finish selection:


ME standard metal, pricing listed

PQ Polished Aluminum/Chrome - see chart

\*polished finish not available for adjustable height bases

base	base dim.	max top support	base set model no.	list	glide / caster option	finish option				
	20 x 20	24 x 24, 24 rd	BXKEL24024SD _ _	510	G \$0 glides C + \$80 casters	ME \$0 standard metal				
	26 x 26	30 x 30, 36 rd	BXKEL30030SD _ _	560						
	33 x 33	36 x 36, 42 rd	BXKEL36036SD _ _	600						
	38 x 38	42 x 42, 48 rd	BXKEL42042SD _ _	700						
		20 x 26	24 x 30	BXKEL24030SD _ _			550	G \$0 glides C + \$80 casters	ME \$0 standard metal	
20 x 33		24 x 36	BXKEL24036SD _ _	570						
20 x 38		24 x 42	BXKEL24042SD _ _	660						
26 x 33		30 x 36	BXKEL30036SD _ _	590						
26 x 38		30 x 42	BXKEL30042SD _ _	570						
	20 x 20	24 x 24, 24 rd	BYKEL24024SD _ _	480		G \$0 glides C + \$80 casters	PQ + \$80 polished			
	26 x 26	30 x 30, 30 rd	BYKEL30030SD _ _	510						
	33 x 33	36 x 36, 36 rd	BYKEL36036SD _ _	550						
	20 x 20	24 x 24, 24 rd	BXKEL24024FD _ _	670			G \$0 glides C + \$80 casters		ME \$0 standard metal	
	26 x 26	30 x 30, 36 rd	BXKEL30030FD _ _	720						
	33 x 33	36 x 36, 42 rd	BXKEL36036FD _ _	750						
	38 x 38	42 x 42, 48 rd	BXKEL42042FD _ _	870						
	20 x 20	24 x 24, 24 rd	BYKEL24024FD _ _	640	G \$0 glides C + \$80 casters				ME \$0 standard metal	
	26 x 26	30 x 30, 30 rd	BYKEL30030FD _ _	660						
	33 x 33	36 x 36, 36 rd	BYKEL36036FD _ _	710						
	20 x 20	24 x 24, 24 rd	BXKEL24024SS _ ME	720				G \$0 glides C + \$80 casters	ME \$0 standard metal	
	26 x 26	30 x 30, 36 rd	BXKEL30030SS _ ME	770						
	33 x 33	36 x 36, 42 rd	BXKEL36036SS _ ME	810						
	20 x 20	24 x 24, 24 rd	BYKEL24024SS _ ME	680					G \$0 glides C + \$80 casters	ME \$0 standard metal
	26 x 26	30 x 30, 30 rd	BYKEL30030SS _ ME	710						
	33 x 33	36 x 36, 36 rd	BYKEL36036SS _ ME	750						

 C casters + (see chart for pricing and availability)  
2" black dual wheel locking

 S Spring clip height adjustment  
24.75" - 33.75" range in 1" increments

**Standard metal powder coat finishes (ME):**  
Black Wrinkle, Chateau Brown Wrinkle, Flat Black, Furniture White, Inner Tone, Light Tone, Medium Tone, and Metallic Silver

**(PQ) Polished aluminum / chrome finish**  
see chart for pricing and availability



# Keller bases

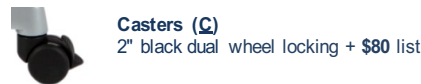
For complete model number:

1. Insert glide/caster selection :  
**G** glides - prices listed  
**C** casters - see pricing below

2. Insert finish type:

- ME** standard metal- pricing listed  
**PQ** premium Polished Aluminum/Chrome - see upcharge below

version	base qty + dim.	stretcher	max top support	base set model no.	list	glide/caster option(s)	finish option(s)
Keller fixed V with stretcher 	(2) 17.5	40	24 x 60	BVKE224060SD	920	<b>G</b> \$0 glides <b>C</b> + \$80 casters <b>ME</b> \$0 standard metal <b>PQ</b> + \$300 polished	
	(2) 23	40	30 x 60	BVKE230060SD	970		
	(2) 29	34	36 x 60	BVKE236060SD	1,120		
	(2) 33.5	34	48 x 60	BVKE248060SD	1,250		
	(2) 17.5	50	24 x 72	BVKE224072SD	960		
	(2) 23	50	30 x 72	BVKE230072SD	1,010		
	(2) 29	40	36 x 72	BVKE236072SD	1,130		
	(2) 33.5	40	48 x 72	BVKE248072SD	1,260		
	(2) 23	64	30 x 84	BVKE230084SD	1,080		
	(2) 29	50	36 x 84	BVKE236084SD	1,170		
	(2) 33.5	50	48 x 84	BVKE248084SD	1,300		
	X four column fixed 27.75H 	38 x 38	n/a	48 x 48, 60 rd	BXKEL480484D		
46 x 46		n/a	54 x 54, 66 rd	BXKEL540544D	1,260		
38 x 38		n/a	48 x 48, 60 rd	BXKEL480484H	1,430		
46 x 46		n/a	54 x 54, 66 rd	BXKEL540544H	1,480		
38 x 38		n/a	48 x 48, 60 rd	BXKEL480484D	1,210		
46 x 46		n/a	54 x 54, 66 rd	BXKEL540544D	1,260		



**Standard metal powder coat finishes (ME)**  
 Black Wrinkle, Chateau Brown Wrinkle, Flat Black, Furniture White, Inner Tone, Light Tone, Medium Tone and Metallic Silver

**Premium Polished Finishes (PQ)**  
 Polished Aluminum/Steel - Keller V bases (2) with stretcher or Four column X + \$300 list  
 Polished Aluminum/Steel - Keller single column X or Y base + \$80 list

Fixed lower height: replace "SD" in model number with "SL", add following "list" upcharge:  
 X or Y base **\$80 list**  
 four column X base **\$300 list**  
 V base set (2 bases) **\$140 list**  
 Specify custom lower base height, note that the PVC edge tops are 1.25" thick

Fixed higher height: replace "SD" in model number with "SH", add following "list" upcharge:  
 X or Y base **\$80 list**  
 four column X base **\$300 list**  
 V base set (2 bases) **\$140 list**  
 Specify custom taller base height, note that the PVC edge tops are 1.25" thick






# Keller bases

For complete model number:

1. Insert glide/caster selection :  
**G** glides - prices listed  
**C** casters - see pricing below

2. Insert finish type:

- ME** standard metal- pricing listed  
**PQ** premium Polished Aluminum/Chrome - see upcharge below

version	qty + dim.	max top support	base set model no.	list	glide/caster option(s)	finish option(s)
Keller fixed X (27.75"H) 	20 x 20	24 x 24, 24 rd	BXKEL24024SD	510		
	26 x 26	30 x 30, 36 rd	BXKEL30030SD	560		
	33 x 33	36 x 36, 42 rd	BXKEL36036SD	600		
	38 x 38	42 x 42, 48 rd	BXKEL42042SD	700		
Keller custom lower height 	20 x 20	24 x 24, 24 rd	BXKEL24024SL	590		
	26 x 26	30 x 30, 36 rd	BXKEL30030SL	640		
	33 x 33	36 x 36, 42 rd	BXKEL36036SL	680		
	38 x 38	42 x 42, 48 rd	BXKEL42042SL	780		
Keller custom higher height 	20 x 20	24 x 24, 24 rd	BXKEL24024SH	590		
	26 x 26	30 x 30, 36 rd	BXKEL30030SH	640		
	33 x 33	36 x 36, 42 rd	BXKEL36036SH	680		
	38 x 38	42 x 42, 48 rd	BXKEL42042SH	780		
Keller fixed offset X (27.75"H) 	20 x 26	24 x 30	BXKEL24030SD	550	<b>G</b> \$0 glides <b>C</b> + \$80 casters <b>ME</b> \$0 standard metal <b>PQ</b> + \$80 polished	
	20 x 33	24 x 36	BXKEL24036SD	570		
	20 x 38	24 x 42	BXKEL24042SD	660		
	26 x 33	30 x 36	BXKEL30036SD	590		
	26 x 38	30 x 42	BXKEL30042SD	570		
	33 x 38	36 x 42	BXKEL36042SD	690		
Keller fixed offset Y (27.75"H) 	20 x 20	24 x 24, 24 rd	BYKEL24024SD	480		
	26 x 26	30 x 30, 36 rd	BYKEL30030SD	510		
	33 x 33	36 x 36, 42 rd	BYKEL36036SD	550		
	20 x 20	24 x 24, 24 rd	BYKEL24024SL	560		
	26 x 26	30 x 30, 36 rd	BYKEL30030SL	590		
	33 x 33	36 x 36, 42 rd	BYKEL36036SL	630		



**Standard metal powder coat finishes (ME)**  
 Black Wrinkle, Chateau Brown Wrinkle, Flat Black, Furniture White, Inner Tone, Light Tone, Medium Tone and Metallic Silver

**Premium Polished Finishes (PQ)**  
 Polished Aluminum/Steel - Keller V bases (2) with stretcher or Four column X + \$300 list  
 Polished Aluminum/Steel - Keller single column X or Y base + \$80 list



Power module cone shaped top plate for a single column X or Y base - #OBXWMPCC \$300 list  
 metal cone-shaped top plate conceals and protects center mounted power module in surface.  
 Concealed wires exit down inside the base column and out at the bottom of the base column.  
 Available for single column Keller X and Y bases  
 Note that the cone cannot be made with the polished finish, black or white paint is available for the cone with a polished base. The Circo power unit can be used with this cone wire manager.

Wire management hole set (2) in column - #OBTWMH2G \$40 list  
 each hole is 1.25" x 2.25". Removeable grommets narrows hole to 1.25" diameter  
 Available for single column Keller X and Y bases  
 Note that the wire management grommet cannot be made with the polished finish

# Keller bases

Keller media base with perforated metal panels



W x D x H	qty	max top support	model no.	list
51 x 51 x 27.75	1	54 x 54, 60 rd	BMKEL540544DGME	2,780
56 x 56 x 27.75	1	60 x 60, 72 rd	BMKEL600604DGME	2,820
51 x 51 x 34.75	1	54 x 54, 60 rd	BMKEL540544CGME	2,820
56 x 56 x 34.75	1	60 x 60, 72 rd	BMKEL600604CGME	2,870
51 x 51 x 40.75	1	54 x 54, 60 rd	BMKEL540544BGME	2,880
56 x 56 x 40.75	1	60 x 60, 72 rd	BMKEL600604BGME	2,950

**(ME) Standard metal powder coat finishes :**

Flat Black (FB), Furniture White (FW), Inner Tone (IT), Light Tone (LT), Medium Tone (MT), Metallic Silver (MS).

\* polished finish is not available for Keller or Ria Media bases with perforated metal panels

features a 10.5 x 10.5 " enclosure with the perforated metal panels.

**Media Table Wall Support Bracket**

Shall be used in peninsula applications for top sizes up to 48 x 60 for the 51 x 51 base or tops up to 60 x 72 with the 56 x 56 inch Keller Media base. Wall bracket must be secured to the wall studs with 5/16 diameter screws, dealer/installer shall provide the hardware.  
Finish is Furniture White

Use the 33-7/8" long bracket for tops that are 42" - 48" where the top connects to the wall, model #OBMWB48, \$320 list

Use the 50" long bracket for tops that are 54" - 60" where the top connects to the wall, model #OBMWB60, \$410 list