

# SYMPHONY®

## SURFACES

### 2023 PRICE LIST

version #082423

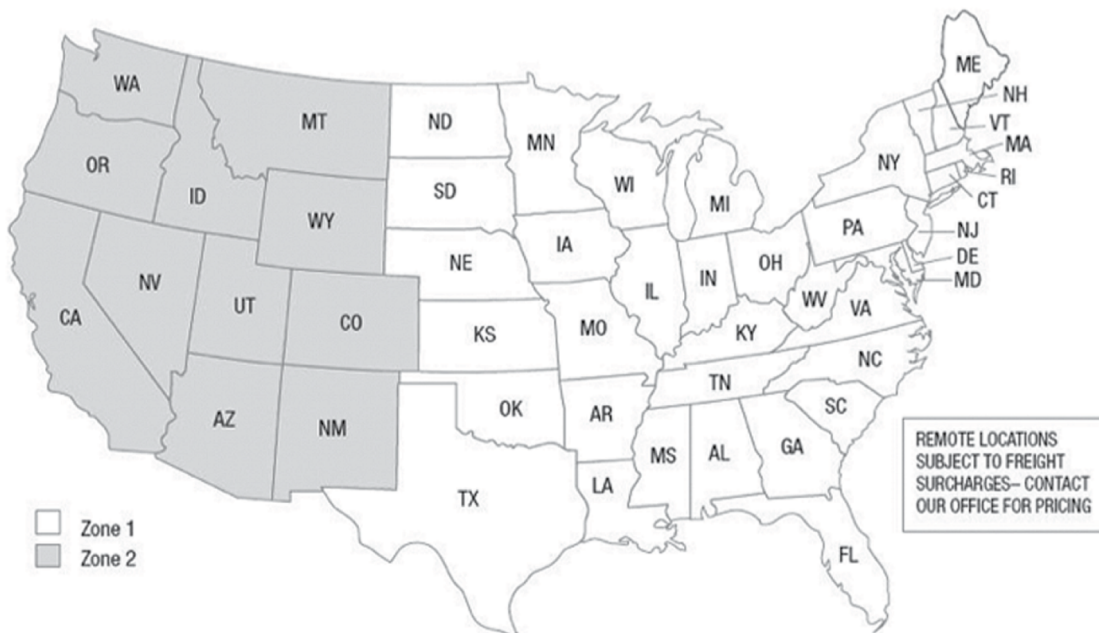
#### Minimum order / Freight charge

Orders for \$5,000 or more list (contiguous U.S.): freight and minimum order charges included

Orders less than \$5000 list (contiguous U.S.)

Zone 1 \$200 net

Zone 2 \$260 net



# surfaces

## surface and edge overview

### Standard particleboard

The standard core consists of 1 .125" thick, 45 lb. industrial grade western particleboard. This meets or exceeds requirements of ANSA A 208 1979, 1-M-3 and is TECO tested per ASTM D-1037. The core is laminated with a .040" thick high pressure laminate top, while the underside has a .035" Polybak Ultra backing sheet applied.

### High Pressure Laminate (HPL) surface

Symphony produces tops with virtually any laminate.

Most Formica and Wilsonart laminates are grade A, B, or C (see listings). However, some Formica and Wilsonart laminates plus laminates from other suppliers can exceed grade C pricing plus have extended lead times.

To verify pricing and lead-times, please email [service@symphonytables.com](mailto:service@symphonytables.com) for assistance.

**To check availability or to order any samples please contact the laminate companies directly.**

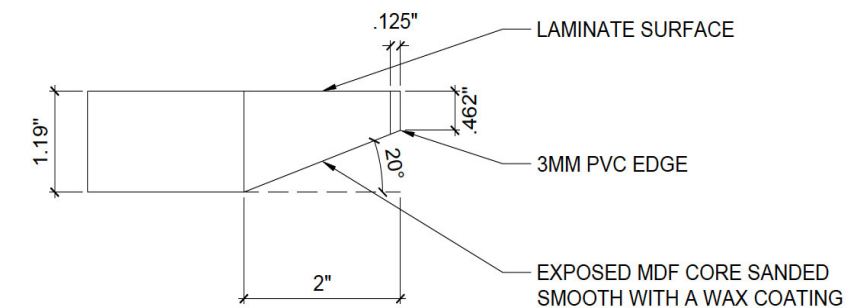
<a href="http://www.Formica.com">www.Formica.com</a>	800-FORMICA
<a href="http://www.Nevamar.com">www.Nevamar.com</a>	800-638-4380
<a href="http://www.Wilsonart.com">www.Wilsonart.com</a>	800-433-3222
<a href="http://www.Pionite.com">www.Pionite.com</a>	800-746-6483

# surfaces

## edge profile overview



**PVEA** eased edge band is banded with 3mm extruded synthetic PVC molding. The molding at top and bottom edges feature a slight radius, adding comfort. The 90 degree corners create a seamless table to table fit. Dimensions: 1.19" high x .0125" deep.



**PVRC** eased edge band is banded with 3mm extruded synthetic PVC molding. The molding at top and bottom edges feature a slight radius, adding comfort. 3" radius corners. Dimensions: 1.19" high x 0.125" deep.

### PVC edge finishes to match Wilsonart laminates:

Alabaster, Amber Cherry, Antique White, Asian Night, Asian Sand, Atlantis, Bannister Oak, Beigewood, Biltmore Cherry, Black, Blond Echo, Brazilwood, Brighton Walnut, Cafelle, Cocobala, Coffee Bean, Columbian Walnut, Designer White, Dove Grey, Ebony Recon, Empire Mahogany, Field Elm, Figured Mahogany, Fonthill Pear, Frosty White, Fusion Maple, Graphite Nebula, Grey, Grey Elm, Grey Mesh, Hampton Walnut, Harvest Maple, High Line, Huntington Maple, Kensington Maple, Khaki Brown, Limber Maple, Linen, Manitoba Maple, Montana Walnut, Monticello Maple, Natural Almond, Nepal Teak, North Sea, Pebble, Pepperdust, Pinnacle Walnut, Platinum, River Cherry, Satin Stainless, Shadow, Skyline Walnut, Slate Grey, Solar Oak, Studio Teak, Tan Echo, Wallaby, Walnut Heights, White, Wild Cherry, Williamsburg Cherry, Windsor Mahogany, Zanzibar.

### PVC edge finishes to match Formica laminates:

Almond, Amber Maple, Antique White, Black, Bleached Legno, Brite White, Dover White, Fog, Folkstone, Graphite, Graystone, Hard Rock Maple, Natural Maple, Neutral Twill, Platinum, Prestige Walnut, Pumice, Select Cherry, Stone Grafix, Storm, White

**\*Note that this list is subject to change at any time depending on the availability of the edge from the top plant or the edge manufacturer.**



# surfaces

Wilsonart laminates by number  
+ matching 3mm edges

Lam No	Laminate Name	Laminate Finish Grade		3mm edge	Lam No	Laminate Name	Laminate Finish Grade		3mm edge
		1	2				1	2	
1500	Grey	60		std stock	4846	Morro Zephyr	60		*F
1503	Putty	60		*F	4856	Cloud Zephyr	60		*R
1530	Beige	60		*R	4857	Shadow Zephyr	60		*R
1531	Light Beige	60		*R	4859	Spiced Zephyr	60		*R
1570	White	60		std stock	4860K	Silver Alchemy		7	*R
1572	Antique White	60		std stock	4861K	Gold Alchemy		7	*R
1573	Frosty White	60		std stock	4862	Sandy Topaz		7	*R
1595	Black	60		std stock	4869	Western White	60		*R
1787	Oxide	60		*R	4871	Western Suede	60		*R
2932	Almond Leather	60		*R	4876	Sheer Mesh	38		*R
4142	Grey Glace	60		*R	4877	Grey Mesh	38		std stock
4143	Neutral Glace	60		*R	4878	Pewter Mesh	38		*F
4166	Pampas	60		*R	4879	Steel Mesh	38		*F
4168	Grey Pampas	60		*R	4880	Carbon Mesh	38		*F
4170	Beige Pampas	60		*R	4882	Oiled Soapstone	38		*F
4588	Kalahari Topaz		7	*R	4883	Sable Soapstone	38		*R
4589K	Smoky Topaz		7	*R	4885	Green Soapstone	38		*R
4621	White Nebula	60		*F	4886	Pearl Soapstone	38		*R
4622	Grey Nebula	60		*F	4887	Tan Soapstone	38		*F
4623	Graphite Nebula	60		std stock	4888	Rustic Sate	38		*R
4630	Cloud Nebula	60		*R	4909	Ginseng Tea	60		*R
4651	Navy Legacy	60		*R	4911	Soft Gold Mesh	38		*R
4656	Bronze Legacy	60		*R	4912	Gilded Mesh	38		*R
4663	Tawny Legacy	60		*R	4915	Tangerine	60		*R
4667	Green Tigris	60		*R	4918	Sprout	60		*R
4669	Natural Tigris	60		*R	4939K	Vapor Strandz		18	*R
4674	Evening Tigris	60		*F	4940K	Astro Strandz		18	*R
4745	Maroochy Brush	60			4941K	Cosmic Strandz		18	*F
4746	Woolamai Brush	60			4996	High Rise	38		*R
4779	Pewter Brush	60		*F	7039K	Windsor Mahogany		78	std stock
4783	White Tigris	60		*R	7040K	Figured Mahogany		78	std stock
4794	Windswept Bronze	60		*R	7054	Wild Cherry	60		std stock
4795	Windswept Pewter	60		*R	7061	Natural Pear	60		*F
4796	Burnished Chestnut	60		*R	7110K	Montana Walnut		78	std stock
4810	Titanium EV	60		*R	7122K	Empire Mahogany		7	std stock
4811	Silicon EV	60		*R	7209K	Nepal Teak		78	std stock
4813	Nickel EV	60		*R	7806	Bannister Oak	60		std stock
4814	Tungsten EV	60		*R	7816	Solar Oak	60		std stock
4820	Carbon EV	60		*F	7850	Beigewood	60		std stock
4823	Antique Brush	60		*F	7909	Fusion Maple	60		std stock
4830K	Satin Stainless		18	std stock	7911	Manitoba Maple	60		std stock
4841	Desert Zephyr	60		*F	7919K	Amber Cherry		78	std stock
4842	Canyon Zephyr	60		*R	7921	Tuscan Walnut	38		*F
4843	Misted Zephyr	60		*R	7922	Brighton Walnut		7	std stock
4844	Loden Zephyr	60		*R	7923K	Versailles Anigre		7	*F
4845	Twilight Zephyr	60		*R	7924K	Biltmore Cherry		7	std stock

std stock - flex 3mm PVC edge stocked & available for any size/shape top at standard lead time  
\*F - Flexible PVEA 3mm PVC edge available for an upcharge and a possible extended lead time depending on top sizes and quantity  
\*R - Rigid PVEA 3mm PVC edge available for an upcharge and a possible extended lead time depending on top sizes and quantity - note that the rigid form prevents the use of this edge on curved or round tops

Please note that edge banding availability is subject to change.  
Email [service@symphonytables.com](mailto:service@symphonytables.com) to check pricing and lead time prior to ordering for \*F and \*R edge banding.

# surfaces

Wilsonart laminates by number  
+ matching 3mm edges

Lam No	Laminate Name	Laminate Finish Grade		3mm edge	Lam No	Laminate Name	Laminate Finish Grade		3mm edge
		1	2				1	2	
7925	Monticello Maple	38		std stock	7987	Palisades Oak	38		*R
7928	Castle Oak	38		*F	7988	Hibiscus Cherry	38		
7929	Huntington Maple	38		std stock	7989	Persian Cherry	38		
7933K	Cafelle		7	std stock	7990	Mission Maple	38		*R
7935K	Shaker Cherry		7		7991	Neowalnut	38		*R
7936K	Williamsburg Cherry		7	std stock	7992	Pinnacle Walnut	38		std stock
7937	River Cherry	38		std stock	7993	Florence Walnut	38		*R
7938	New Age Oak	38		*R	7994	Lowell Ash	38		*R
7939K	Blond Echo		18	std stock	7995	Sterling Ash	38		*R
7941K	Tan Echo		18	std stock	7996	Natural Recon	38		*R
7942K	Cocobala		7	std stock	7997	Ebony Recon	38		std stock
7943K	Colombian Walnut		7	std stock	7998K	Low Line		18	
7944K	Madagascar		1		7999K	Field Elm		12	std stock
7945K	Xanadu		18	*R	8200K	White Driftwood		16	
7946	Brazilwood	38		std stock	8201K	Grey Elm		12	std stock
7947K	Rio		18	*R	8204K	Weathered Char		16	*R
7948K	Mambo		7	*F	8205K	Ebony Char		16	
7949K	Asian Night		18	std stock	8206K	Saddle Oak		16	
7951K	Asian Sun		18	*R	8207K	Branded Oak		16	*R
7952K	Asian Sand		18	std stock	8208K	Fawn Cypress		16	*R
7953	Harvest Maple	38		std stock	10734	Limber Maple	60		std stock
7954	Natural Rift	38		*R	10745	Fonthill Pear	60		std stock
7957K	Zanzibar		78	std stock	10776	Kensington Maple	60		std stock
7959K	Hampton Walnut		78	std stock	D12	Regimental Red		18	*R
7960K	Studio Teak		18	std stock	D14	Port	60		*F
7962K	Aloe		18	*R	D25	Atlantis	60		std stock
7964K	Skyline Walnut		12	std stock	D30	Natural Almond	60		std stock
7965K	Walnut Heights		12	std stock	D307	Hollyberry	60		*F
7966K	5th Ave. Elm		12	*R	D315	Platinum	60		std stock
7967K	Park Elm		12	*R	D321	Brittany Blue	60		*F
7968K	Loft Oak		12	*R	D327	Pepperdust	60		std stock
7969K	Warehouse Oak		12		D337	Pebble	60		std stock
7970K	High Line		18	std stock	D354	Designer White	60		std stock
7971K	Uptown Walnut		12	*R	D379	Indigo	60		*R
7972K	Truss Maple		12		D381	Fashion Grey	60		*F
7973K	Old Mill Oak		12	*R	D403	White Sand	60		*R
7975K	Raw Chestnut		12		D417	Lapis Blue	60		*R
7976K	White Cypress		12	*R	D427	Linen	60		std stock
7977K	White Barn		12	*R	D431	Alabaster	60		std stock
7980K	ZebraWood		18	*F	D439	Wallaby	60		std stock
7981K	Landmark Wood		12	*R	D495	Coffee Bean	60		std stock
7982	Buka Bark	38		*R	D50	Khaki Brown	60		std stock
7983	Boardwalk Oak	38		*R	D90	North Sea	60		std stock
7984	Mangalore Mango	38		*R	D91	Slate Grey	60		std stock
7985	Morelia Mango	38		*R	D92	Dove Grey	60		std stock
7986	Pasadena Oak	38		*R	D96	Shadow	60		std stock

Please note: additional laminates and finishes may be available with additional fees and/or extended lead times  
Contact Symphony for pricing and lead time information: [service@symphonytables.com](mailto:service@symphonytables.com)  
Laminates and specific finishes may be discontinued by Formica or Wilsonart. For the most up to date information, contact your Formica or Wilsonart representative.

# surfaces

Wilsonart laminates by name  
+ matching 3mm edges

Laminate Name	Lam No	Laminate Finish Grade			Laminate Name	Lam No	Laminate Finish Grade		
		1	2	3mm edge			1	2	3mm edge
5th Ave. Elm	7966K		12	*R	Fawn Cypress	8208K		16	*R
Alabaster	D431	60		std stock	Field Elm	7999K		12	std stock
Almond Leather	2932	60		*R	Figured Mahogany	7040K		78	std stock
Aloe	7962K		18	*R	Florence Walnut	7993	38		*R
<b>Amber Cherry</b>	<b>7919K</b>		<b>78</b>	<b>std stock</b>	Fonthill Pear	10745	60		std stock
Antique Brush	4823	60		*F	<b>Frosty White</b>	<b>1573</b>	<b>60</b>		<b>std stock</b>
Antique White	1572	60		std stock	<b>Fusion Maple</b>	<b>7909</b>	<b>60</b>		<b>std stock</b>
<b>Asian Night</b>	<b>7949K</b>		<b>18</b>	<b>std stock</b>	Gilded Mesh	4912	38		
Asian Sand	7952K		18	std stock	Ginseng Tea	4909	60		
Asian Sun	7951K		18	*R	Gold Alchemy	4861K		7	*R
Astro Strandz	4940K		18	*R	Graphite Nebula	4623	60		std stock
Atlantis	D25	60		std stock	Green Soapstone	4885	38		*R
Bannister Oak	7806	60		std stock	Green Tigris	4667	60		*R
Beige	1530	60		*R	Grey	1500	60		std stock
Beige Pampas	4170	60		*R	Grey Elm	8201K		12	std stock
Beigewood	7850	60		std stock	Grey Glace	4142	60		*R
Billmore Cherry	7924K		7	std stock	Grey Mesh	4877	38		std stock
<b>Black</b>	<b>1595</b>	<b>60</b>		<b>std stock</b>	Grey Nebula	4622	60		*F
Blond Echo	7939K		18	std stock	Grey Pampas	4168	60		*R
Boardwalk Oak	7983	38		*R	Hampton Walnut	7959K		78	std stock
Branded Oak	8207K		16	*R	Harvest Maple	7953	38		std stock
Brazilwood	7946	38		std stock	Hibiscus Cherry	7988	38		
Brighton Walnut	7922		7	std stock	High Line	7970K		18	std stock
Brittany Blue	D321	60		*F	High Rise	4996	38		*R
Bronze Legacy	4656	60		*R	Hollyberry	D307	60		*F
Buka Bark	7982	38		*R	Huntington Maple	7929	38		std stock
Burnished Chestnut	4796	60		*R	Indigo	D379	60		*R
<b>Cafelle</b>	<b>7933K</b>		<b>7</b>	<b>std stock</b>	Kalahari Topaz	4588		7	*R
Canyon Zephyr	4842	60		*R	<b>Kensington Maple</b>	<b>10776</b>	<b>60</b>		<b>std stock</b>
Carbon EV	4820	60		*F	<b>Khaki Brown</b>	<b>D50</b>	<b>60</b>		<b>std stock</b>
Carbon Mesh	4880	38		*F	Landmark Wood	7981K		12	*R
Castle Oak	7928	38		*F	Lapis Blue	D417	60		*R
Cloud Nebula	4630	60		*R	Light Beige	1531	60		*R
Cloud Zephyr	4856	60		*R	Limber Maple	10734	60		std stock
Cocobala	7942K		7	std stock	Linen	D427	60		std stock
<b>Coffee Bean</b>	<b>D495</b>	<b>60</b>		<b>std stock</b>	Loden Zephyr	4844	60		*R
<b>Colombian Walnut</b>	<b>7943K</b>		<b>7</b>	<b>std stock</b>	Loft Oak	7968K		12	*R
Cosmic Strandz	4941K		18	*F	Low Line	7998K		18	*R
Desert Zephyr	4841	60		*F	Lowell Ash	7994	38		*R
<b>Designer White</b>	<b>D354</b>	<b>60</b>		<b>std stock</b>	Madagascar	7944K		1	
Dove Grey	D92	60		std stock	Mambo	7948K		7	*F
Ebony Char	8205K		16		Mangalore Mango	7984	38		*R
Ebony Recon	7997	38		std stock	Manitoba Maple	7911	60		std stock
Empire Mahogany	7122K		7	std stock	Maroochy Brush	4745	60		
Evening Tigris	4674	60		*F	Mission Maple	7990	38		*R
Fashion Grey	D381	60		*F	Misted Zephyr	4843	60		*R

std stock - flex 3mm PVC edge stocked & available for any size/shape top at standard lead time  
\*F - Flexible PVEA 3mm PVC edge available for an upcharge and a possible extended lead time depending on top sizes and quantity  
\*R - Rigid PVEA 3mm PVC edge available for an upcharge and a possible extended lead time depending on top sizes and quantity - note that the rigid form prevents the use of this edge on curved or round tops

Please note that edge banding availability is subject to change.  
Email [service@symphonytables.com](mailto:service@symphonytables.com) to check pricing and lead time prior to ordering for \*F and \*R edge banding.

# surfaces

Wilsonart laminates by name  
+ matching 3mm edges

Laminate Name	Lam No	Laminate Finish Grade			Laminate Name	Lam No	Laminate Finish Grade		
		1	2	3mm edge			1	2	3mm edge
Montana Walnut	7110K		78	std stock	Silicon EV	4811	60		*R
<b>Monticello Maple</b>	<b>7925</b>	<b>38</b>		<b>std stock</b>	Silver Alchemy	4860K		7	*R
Morelia Mango	7985	38		*R	<b>Skyline Walnut</b>	<b>7964K</b>		<b>12</b>	<b>std stock</b>
Morro Zephyr	4846	60		*F	<b>Slate Grey</b>	<b>D91</b>	<b>60</b>		<b>std stock</b>
Natural Almond	D30	60		std stock	Smoky Topaz	4589K		7	*R
Natural Pear	7061	60		*F	Soft Gold Mesh	4911	38		*R
Natural Recon	7996	38		*R	Solar Oak	7816	60		std stock
Natural Rift	7954	38		*R	Spiced Zephyr	4859	60		*R
Natural Tigris	4669	60		*R	Sprout	4918	60		*R
Navy Legacy	4651	60		*R	Steel Mesh	4879	38		*F
Neowalnut	7991	38		*R	Sterling Ash	7995	38		*R
Nepal Teak	7209K		78	std stock	<b>Studio Teak</b>	<b>7960K</b>		<b>18</b>	<b>std stock</b>
Neutral Glace	4143	60		*R	Tan Echo	7941K		18	std stock
New Age Oak	7938	38		*R	Tan Soapstone	4887	38		*F
Nickel EV	4813	60		*R	Tangerine	4915	60		*R
North Sea	D90	60		std stock	Tawny Legacy	4663	60		*R
Oiled Soapstone	4882	38		*F	Titanium EV	4810	60		*R
Old Mill Oak	7973K		12	*R	Truss Maple	7972K		12	
Oxide	1787	60		*R	Tungsten EV	4814	60		*R
Palisades Oak	7987	38		*R	Tuscan Walnut	7921	38		*F
Pampas	4166	60		*R	Twilight Zephyr	4845	60		*R
Park Elm	7967K		12	*R	Uptown Walnut	7971K		12	*R
Pasadena Oak	7986	38		*R	Vapor Strandz	4939K		18	*R
Pearl Soapstone	4886	38		*R	Versailles Anigre	7923K		7	*F
Pebble	D337	60		std stock	Wallaby	D439	60		std stock
Pepperdust	D327	60		std stock	<b>Walnut Heights</b>	<b>7965K</b>		<b>12</b>	<b>std stock</b>
Persian Cherry	7989	38			Warehouse Oak	7969K		12	
Pewter Brush	4779	60		*F	Weathered Char	8204K		16	*R
Pewter Mesh	4878	38		*F	Western Suede	4871	60		*R
Pinnacle Walnut	7992	38		std stock	Western White	4869	60		*R
Platinum	D315	60		std stock	White	1570	60		std stock
Port	D14	60		*F	White Barn	7977K		12	*R
Putty	1503	60		*F	White Cypress	7976K		12	*R
Raw Chestnut	7975K		12		White Driftwood	8200K		16	
Regimental Red	D12	18		*R	White Nebula	4621	60		*F
Rio	7947K		18	*R	White Sand	D403	60		*R
<b>River Cherry</b>	<b>7937</b>	<b>38</b>		<b>std stock</b>	White Tigris	4783	60		*R
Rustic Sate	4888	38		*R	<b>Wild Cherry</b>	<b>7054</b>	<b>60</b>		<b>std stock</b>
Sable Soapstone	4883	38			Williamsburg Cherry	7936K		7	std stock
Saddle Oak	8206K		16		<b>Windsor Mahogany</b>	<b>7039K</b>		<b>78</b>	<b>std stock</b>
Sandy Topaz	4862		7	*R	Windswept Bronze	4794	60		*R
Satin Stainless	4830K		18	std stock	Windswept Pewter	4795	60		*R
<b>Shadow</b>	<b>D96</b>	<b>60</b>		<b>std stock</b>	Woolamai Brush	4746	60		
Shadow Zephyr	4857	60		*R	Xanadu	7945K		18	*R
Shaker Cherry	7935K		7		Zanzibar	7957K		78	std stock
Sheer Mesh	4876	38		*R	Zebra wood	7980K		18	*F

Please note: additional laminates and finishes may be available with additional fees and/or extended lead times  
Contact Symphony for pricing and lead time information: [service@symphonytables.com](mailto:service@symphonytables.com)  
Laminates and specific finishes may be discontinued by Formica or Wilsonart. For the most up to date information, contact your Formica or Wilsonart representative.

# surfaces

Formica laminates by number  
+ matching 3mm edges

Lam No	Laminate Name	Laminate Finish Grade		3mm edge	Lam No	Laminate Name	Laminate Finish Grade		3mm edge
		1	2				1	2	
118	Finnish Oak	58		*F	2200	Dark Chocolate	58		*R
204	Butcherblock Maple	58			2297	Terril	58		*R
299	Ebony Oxide	58		*R	2770	Sarum Grey	58		*R
300	Sail White Oxide	58			2962	Clementine	58		
303	Antique White Oxide	58		*R	3202	Otter	58		*R
346	Natural Oak	58		*F	3209	Sol	58		*R
459	Brite White	58		<b>std stock</b>	3453	Parquet Latte	58		
463	Sail White	58		*F	3485	Black Walnut	58		*F
464	Graystone	58		<b>std stock</b>	3505	Storm Solidz	58		*R
503	Stone Grafix	58		<b>std stock</b>	3517	Sand Crystall	58		
507	Folkstone Grafix	58			3526	Travertine	58		
515	Graphite Grafix	58		*F	3687	Autumn Indian Slate	58		*R
692	Folkstone Celesta	58		*R	3690	Basalt Slate	58		*R
756	Natural Maple	58		<b>std stock</b>	3692	Labrador Granite	58		
758	Blossom Cherrywood	58			3696	Shoji Screen	58		
827	White Onyx		***90		3698	Beluga Beige	58		*R
837	Graphite	58		<b>std stock</b>	5281	Dogbone White	58		
839	Stop Red	58		*F	5323	Nocturne	58		
845	Spectrum Red	58		*F	5342	Earth	58		*R
851	Spectrum Blue	58		*F	5349	Fossil	58		*R
858	Pumice	58		<b>std stock</b>	5487	Oiled Walnut	58		*R
863	Myriad Ribbonwood	58		*F	5488	Smoky Brown Pear	58		*F
873	Ebony Ribbonwood	58		*F	5489	Espresso Pear	58		*F
899	Desert Beige	58		*F	5875	Neutral Weft	58		*R
902	Platinum	58		<b>std stock</b>	5880	Earthen Warp	58		*R
909	Black	58		<b>std stock</b>	5881	Chocolate Warp	58		*R
912	Storm	58		<b>std stock</b>	5882	Citadel Warp	58		*R
914	Marine Blue	58		*R	5883	Pecan Woodline	58		*F
918	Neutral White	58		*F	5884	Chestnut Woodline	58		*R
920	Almond	58		<b>std stock</b>	5886	Sorrel Cherry	43, 58		*F
923	Surf	58		*F	5887	Millennium Oak	58		*R
927	Folkstone	58		<b>std stock</b>	5904	Wild Cherry	43, 58		*F
928	Mouse	58		*F	6206	Planked Deluxe Pear	43, 58		*R
929	Oyster Gray	58		*R	6208	Glamour Cherry	43, 58		*F
932	Antique White	58		<b>std stock</b>	6209	Prestige Walnut	43		<b>std stock</b>
933	Mission White	58		*F	6212	Wheat Strand	58		*F
934	Pearl	58		*R	6226	Ivory Kashmire	58		
949	White	58		<b>std stock</b>	6306	Wenge Strand	58		*R
961	Fog	58		<b>std stock</b>	6307	Burnt Strand	58		*R
967	Hunter Green	58			6314	Neo Cloud	58		
969	Navy Blue	58		*R	6366	Paloma Dark Gray	58		*R
1097	Citadel	58		*R	6402	Thermo Walnut	43		*F
1150	Vosges Pear	43		*F	6417	Elemental Oxide	58		
1485	Chrome Yellow	58			6437	Chalked Knotty Ash	58		
1517	Eggplant	58			6440	Smoked Knotty Ash	58		*F
1519	Blackened Bronze	58			6447	Sarum Duotex	58		*R
1520	Infinity	58		*R	6448	Infinity Duotex	58		*R
1994	Fox	58		*R	6449	Charcoal Duotex	58		

**std stock** - flex 3mm PVC edge stocked & available for any size/shape top at standard lead time  
 \*F - Flexible PVEA 3mm PVC edge available for an upcharge and a possible extended lead time depending on top sizes and quantity  
 \*R - Rigid PVEA 3mm PVC edge available for an upcharge and a possible extended lead time depending on top sizes and quantity - note that the rigid form prevents the use of this edge on curved or round tops

Please note that edge banding availability is subject to change.  
 Email [service@symphonytables.com](mailto:service@symphonytables.com) to check pricing and lead time prior to ordering for \*F and \*R edge banding.



# surfaces

Formica laminates by number  
+ matching 3mm edges

Lam No	Laminate Name	Laminate Finish Grade		3mm edge	Lam No	Laminate Name	Laminate Finish Grade		3mm edge
		1	2				1	2	
6473	Folkstone Hex	58			8826	Neutral Twill	58		<b>std stock</b>
6474	Storm Hex	58			8827	Sarum Twill	58		*F
6475	Elemental Blue Steel	58			8828	Earthen Twill	58		*F
6698	Paloma Polar	58		*R	8829	Graphite Twill	58		*F
6729	Paloma Bisque	58		*R	8830	Elemental Concrete	58		
6901	Vibrant Green	58		*R	8831	Elemental Stone	58		*R
6902	Grenadine	58			8839	Ashen Ribbonwood	58		*F
6903	Cassis	58		*R	8841	White Ash		***WR	*F
6907	Amarena	58			8842	Weathered Ash		***WR	*F
6920	Mineral Spa	58		*R	8843	Natural Ash		***WR	
6925	Maple Woodline	58		*R	8844	Aged Ash		***WR	*F
6926	Smoky Walnut Woodline	58		*R	8845	Bleached Legno	58		<b>std stock</b>
6932	Macchiato Walnut	58		*F	8846	Oiled Legno	58		*F
6942	Charcoal Boomerang	58			8848	Blackened Legno	58		<b>std stock</b>
7008	Acajou Mahogany	43, 58		*R	8849	Natural Teak	58		*F
7012	Amber Maple	58		<b>std stock</b>	8858	Just Rose	58		
7014	Colorado Slate	58		*R	8905	Waxed Maple	58		
7018	Navy Grafix	58		*R	8906	Danish Maple	58		*R
7022	Natural Canvas	58			8917	Rolled Steel	58		
7197	Dover White	58		<b>std stock</b>	8918	Blackened Steel	58		
7213	Earth Wash	58		*R	8919	Bronzed Steel	58		
7264	Lime Stone	58			8956	Bubble Science	58		
7265	Sand Stone	58			8957	Bubble Organic	58		
7267	Concrete Stone	58			8958	Bubble Art	58		
7288	Ginger Root Maple	58		*F	9012	Ebony	58		*R
7481	Natural Birch	58		*R	9256	Auburn Maple	58		
7484	Cherry Birch	58		*R	9257	Glow Maple	58		
7494	Carrara Envision	58		*R	9283	Walnut Riftwood		***NG	*F
7708	Flax Gauze	58		*R	9285	White Twill	58		*F
7734	Jamocho Granite	58			9311	Silver Oak Herringbone	58		
7735	Portico Marble	58		*R	9312	Planked Urban Oak	58		*F
7738	Cognac Maple	58		*F	9476	White Ice Granite	43		
7739	Cocoa Maple	58		*F	9480	Salvage Planked Elm	58		
7747	Pencil Wood	58		*R	86992	Hard Rock Maple	58		<b>std stock</b>
7759	Select Cherry	43		<b>std stock</b>					
7812	MDF Solidz	58		*R					
7813	Cardboard Solidz	58		*R					
7897	Spectrum Green	58							
7966	New Burgundy	58							
8751	Mojave	58							
8792	Winter Sky	58		*R					
8793	Green Slate	58							
8794	Enamel	58							
8795	Matrix Blue	58							
8814	Denim Twill	58							
8820	Leaf Green	58		*R					
8821	Just Blue	58		*R					
8824	White Drops	58		*R					

Please note: additional laminates and finishes may be available with additional fees and/or extended lead times  
 Contact Symphony for pricing and lead time information: [service@symphonytables.com](mailto:service@symphonytables.com)  
 Laminates and specific finishes may be discontinued by Formica or Wilsonart. For the most up to date information, contact your Formica or Wilsonart representative.

\*\*\*Note that waste fees may apply for Formica NG, WR or 90 finishes. Please email [service@symphonytables.com](mailto:service@symphonytables.com) for a quote.



# surfaces

Formica laminates by name  
+ matching 3mm edges

Laminate Name	Lam No	Laminate Finish Grade		3mm edge	Laminate Name	Lam No	Laminate Finish Grade		3mm edge
		1	2				1	2	
Acajou Mahogany	7008	43, 58		*R	Dover White	7197	58		std stock
Aged Ash	8844		***WR	*F	Earth	5342	58		*R
Almond	920	58			Earth Wash	7213	58		*R
Amarena	6907	58			Earthen Twill	8828	58		*F
Amber Maple	7012	58			Earthen Warp	5880	58		*R
Antique White	932	58			Ebony	9012	58		*R
Antique White Oxide	303	58		*R	Ebony Oxide	299	58		*R
Ashen Ribbonwood	8839	58		*F	Ebony Ribbonwood	873	58		*F
Auburn Maple	9256	58			Eggplant	1517	58		
Autumn Indian Slate	3687	58		*R	Elemental Blue Steel	6475	58		
Basalt Slate	3690	58		*R	Elemental Concrete	8830	58		
Beluga Beige	3698	58		*R	Elemental Oxide	6417	58		
Black	909	58			Elemental Stone	8831	58		*R
Black Walnut	3485	58		*F	Enamel	8794	58		
Blackened Bronze	1519	58			Espresso Pear	5489	58		*F
Blackened Legno	8848	58			Finnish Oak	118	58		*F
Blackened Steel	8918	58			Flax Gauze	7708	58		*R
<b>Bleached Legno</b>	<b>8845</b>	<b>58</b>			Fog	961	58		std stock
Blossom Cherrywood	758	58			<b>Folkstone</b>	<b>927</b>	<b>58</b>		std stock
Brite White	459	58			Folkstone Celesta	692	58		*R
Bronzed Steel	8919	58			Folkstone Grafix	507	58		
Bubble Art	8958	58			Folkstone Hex	6473	58		
Bubble Organic	8957	58			Fossil	5349	58		*R
Bubble Science	8956	58			Fox	1994	58		*R
Burnt Strand	6307	58		*R	Ginger Root Maple	7288	58		*F
Butcherblock Maple	204	58			Glamour Cherry	6208	43, 58		*F
Cardboard Solidz	7813	58		*R	Glow Maple	9257	58		
Carrara Envision	7494	58		*R	Graphite	837	58		std stock
Cassis	6903	58		*R	Graphite Grafix	515	58		*F
Chalked Knotty Ash	6437	58			Graphite Twill	8829	58		*F
Charcoal Boomerang	6942	58			Graystone	464	58		std stock
Charcoal Duotex	6449	58			Green Slate	8793	58		
Cherry Birch	7484	58		*R	Grenadine	6902	58		
Chestnut Woodline	5884	58		*R	Hard Rock Maple	86992	58		std stock
Chocolate Warp	5881	58		*R	Hunter Green	967	58		
Chrome Yellow	1485	58			Infinity	1520	58		*R
Citadel	1097	58		*R	Infinity Duotex	6448	58		*R
Citadel Warp	5882	58		*R	Ivory Kashmire	6226	58		
Clementine	2962	58			Jamocho Granite	7734	58		
Cocoa Maple	7739	58		*F	Just Blue	8821	58		*R
Cognac Maple	7738	58		*F	Just Rose	8858	58		
Colorado Slate	7014	58		*R	Labrador Granite	3692	58		
Concrete Stone	7267	58			Leaf Green	8820	58		*R
Danish Maple	8906	58		*R	Lime Stone	7264	58		
Dark Chocolate	2200	58		*R	Macchiato Walnut	6932	58		*F
Denim Twill	8814	58			Maple Woodline	6925	58		*R
Desert Beige	899	58		*F	Marine Blue	914	58		*R
Dogbone White	5281	58			Matrix Blue	8795	58		

std stock - flex 3mm PVC edge stocked & available for any size/shape top at standard lead time  
 \*F - Flexible PVEA 3mm PVC edge available for an upcharge and a possible extended lead time depending on top sizes and quantity  
 \*R - Rigid PVEA 3mm PVC edge available for an upcharge and a possible extended lead time depending on top sizes and quantity - note that the rigid form prevents the use of this edge on curved or round tops

Please note that edge banding availability is subject to change.  
 Email [service@symphonytables.com](mailto:service@symphonytables.com) to check pricing and lead time prior to ordering for \*F and \*R edge banding.

# surfaces

Formica laminates by name  
+ matching 3mm edges

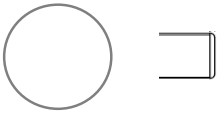

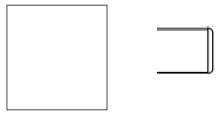
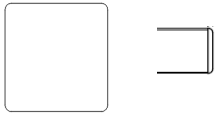


Laminate Name	Lam No	Laminate Finish Grade		3mm edge	Laminate Name	Lam No	Laminate Finish Grade		3mm edge
		1	2				1	2	
MDF Solidz	7812	58		*R	Shoji Screen	3696	58		
Millennium Oak	5887	58		*R	Silver Oak Herringbone	9311	58		
Mineral Spa	6920	58		*R	Smoked Knotty Ash	6440	58		*F
Mission White	933	58		*F	Smoky Brown Pear	5488	58		*F
Mojave	8751	58			Smoky Walnut Woodline	6926	58		*R
Mouse	928	58		*F	Sol	3209	58		*R
Myriad Ribbonwood	863	58		*F	Sorrel Cherry	5886	43, 58		*F
Natural Ash	8843		***WR		Spectrum Blue	851	58		*F
Natural Birch	7481	58		*R	Spectrum Green	7897	58		
Natural Canvas	7022	58			Spectrum Red	845	58		*F
Natural Maple	756	58			Stone Grafix	503	58		std stock
Natural Oak	346	58		*F	Stop Red	839	58		*F
Natural Teak	8849	58		*F	Storm	912	58		std stock
Navy Blue	969	58		*R	Storm Hex	6474	58		
Navy Grafix	7018	58		*R	Storm Solidz	3505	58		*R
Neo Cloud	6314	58			Surf	923	58		*F
<b>Neutral Twill</b>	<b>8826</b>	<b>58</b>			Terril	2297	58		*R
Neutral Weft	5875	58		*R	Thermo Walnut	6402	43		*F
Neutral White	918	58		*F	Travertine	3526	58		
New Burgundy	7966	58			Vibrant Green	6901	58		*R
Nocturne	5323	58			Vosges Pear	1150	43		*F
Oiled Legno	8846	58		*F	Walnut Riftwood	9283		***NG	*F
Oiled Walnut	5487	58		*R	Waxed Maple	8905	58		
Otter	3202	58		*R	Weathered Ash	8842		***WR	*F
Oyster Gray	929	58		*R	Wenge Strand	6306	58		*R
Paloma Bisque	6729	58		*R	Wheat Strand	6212	58		*F
Paloma Dark Gray	6366	58		*R	White	949	58		std stock
Paloma Polar	6698	58		*R	White Ash	8841		***WR	*F
Parquet Latte	3453	58			White Drops	8824	58		*R
Pearl	934	58		*R	White Ice Granite	9476	43		
Pecan Woodline	5883	58		*F	White Onyx	827		***90	
Pencil Wood	7747	58		*R	White Twill	9285	58		*F
Planked Deluxe Pear	6206	43, 58		*R	Wild Cherry	5904	43, 58		*F
Planked Urban Oak	9312	58		*F	Winter Sky	8792	58		*R
Platinum	902	58							
Portico Marble	7735	58							
Prestige Walnut	6209	43							
Pumice	858	58							
Rolled Steel	8917	58							
Sail White	463	58		*F					
Sail White Oxide	300	58							
Salvage Planked Elm	9480	58							
Sand Crystal	3517	58							
Sand Stone	7265	58							
Sarum Duotex	6447	58		*R					
Sarum Grey	2770	58		*R					
Sarum Twill	8827	58		*F					
Select Cherry	7759	43							

Please note: additional laminates and finishes may be available with additional fees and/or extended lead times  
 Contact Symphony for pricing and lead time information: [service@symphonytables.com](mailto:service@symphonytables.com)  
 Laminates and specific finishes may be discontinued by Formica or Wilsonart. For the most up to date information, contact your Formica or Wilsonart representative.

\*\*\*Note that waste fees may apply for Formica NG, WR or 90 finishes. Please email [service@symphonytables.com](mailto:service@symphonytables.com) for a quote.

# surfaces

PVEA 3mm eased edge  
round, squircle, square, and small rectangle



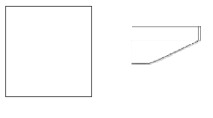
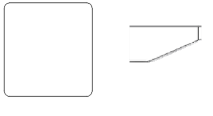


shape	dimension	model no.	grade 1 list	grade 2 list
 round (PVEA edge)	18	SLRD18000PVEA	260	300
	20	SLRD20000PVEA	280	320
	24	SLRD24000PVEA	310	340
	30	SLRD30000PVEA	410	460
	36	SLRD36000PVEA	520	590
	42	SLRD42000PVEA	770	890
	48	SLRD48000PVEA	800	910
	54	SLRD54000PVEA	1,150	1,340
60	SLRD60000PVEA	1,180	1,360	
 squircle (PVEA edge)	30 x 30	SLSC30030PVEA	410	460
	36 x 36	SLSC36036PVEA	520	590
	42 x 42	SLSC42042PVEA	770	890
	48 x 48	SLSC48048PVEA	800	910
	60 x 60	SLSC60060PVEA	1180	1360
 square (PVEA edge) 90 degree corners	18 x 18	SLSQ18018PVEA	260	300
	20 x 20	SLSQ20020PVEA	280	320
	24 x 24	SLSQ24024PVEA	310	340
	30 x 30	SLSQ30030PVEA	410	460
	36 x 36	SLSQ36036PVEA	520	590
	42 x 42	SLSQ42042PVEA	770	890
	48 x 48	SLSQ48048PVEA	800	910
	54 x 54	SLSQ54054PVEA	1,150	1,340
	60 x 60	SLSQ60060PVEA	1,180	1,360
	 square (PVRC edge) 3" radius corners	18 x 18	SLSQ18018PVRC	280
20 x 20		SLSQ20020PVRC	300	340
24 x 24		SLSQ24024PVRC	330	370
30 x 30		SLSQ30030PVRC	440	490
36 x 36		SLSQ36036PVRC	560	640
42 x 42		SLSQ42042PVRC	830	960
48 x 48		SLSQ48048PVRC	850	980
60 x 60		SLSQ60060PVRC	1,240	1,450
 rectangle (PVEA) 90 degree corners	12 x 18	SLRE12018PVEA	240	280
	14 x 20	SLRE14020PVEA	260	300
 rectangle (PVRC edge) 3" radius corners	12 x 18	SLRE12018PVRC	260	300
	14 x 20	SLRE14020PVRC	280	320

Additional edge profiles and top dimensions are available. Please contact Symphony for details.

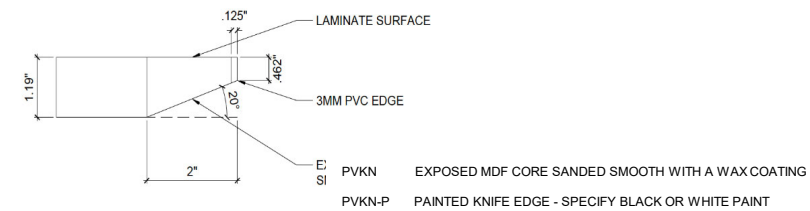
Formica + Wilsonart HPL laminate finish grades listed on pages 6-13. For additional laminate grades, contact Symphony.

# surfaces

PVKN 3mm knife edge  
round, squircle, square, and small rectangle

shape	dimension	model no. (raw MDF edge)	grade 1 list (raw MDF edge)	grade 2 list (raw MDF edge)	model no. (painted edge)	(black or white painted edge)	(black or white painted edge)	
 round (PVKN edge)	18	SLRD18000PVKN	350	410	SLRD18000PVKN-P	420	480	
	20	SLRD20000PVKN	380	430	SLRD20000PVKN-P	460	510	
	24	SLRD24000PVKN	400	450	SLRD24000PVKN-P	500	550	
	30	SLRD30000PVKN	540	620	SLRD30000PVKN-P	660	740	
	36	SLRD36000PVKN	690	800	SLRD36000PVKN-P	830	940	
	42	SLRD42000PVKN	1,050	1,230	SLRD42000PVKN-P	1,220	1,400	
	48	SLRD48000PVKN	1,080	1,250	SLRD48000PVKN-P	1,270	1,440	
	54	SLRD54000PVKN	1,590	1,870	SLRD54000PVKN-P	1,800	2,080	
	60	SLRD60000PVKN	1,620	1,890	SLRD60000PVKN-P	1,860	2,130	
	 squircle (PVKN edge)	30 x 30	SLSC30030PVKN	540	620	SLSC30030PVKN-P	660	740
36 x 36		SLSC36036PVKN	690	800	SLSC36036PVKN-P	830	940	
42 x 42		SLSC42042PVKN	1050	1,230	SLSC42042PVKN-P	1,220	1,400	
48 x 48		SLSC48048PVKN	1,080	1,250	SLSC48048PVKN-P	1,270	1,440	
54 x 54		SLSC54054PVKN	1,590	1,870	SLSC54054PVKN-P	1,800	2,080	
60 x 60		SLSC60060PVKN	1,620	1,890	SLSC60060PVKN-P	1,860	2,130	
 square (PVKN edge) 90 degree corners	18 x 18	SLSQ18018PVKN	350	410	SLSQ18018PVKN-P	440	500	
	20 x 20	SLSQ20020PVKN	380	430	SLSQ20020PVKN-P	480	530	
	24 x 24	SLSQ24024PVKN	400	450	SLSQ24024PVKN-P	520	570	
	30 x 30	SLSQ30030PVKN	540	620	SLSQ30030PVKN-P	690	770	
	36 x 36	SLSQ36036PVKN	690	800	SLSQ36036PVKN-P	870	980	
	42 x 42	SLSQ42042PVKN	1,050	1,230	SLSQ42042PVKN-P	1,260	1,440	
	48 x 48	SLSQ48048PVKN	1,080	1,250	SLSQ48048PVKN-P	1,320	1,490	
	54 x 54	SLSQ54054PVKN	1,590	1,870	SLSQ54054PVKN-P	1,860	2,140	
	60 x 60	SLSQ60060PVKN	1,620	1,890	SLSQ60060PVKN-P	1,920	2,190	
	 square (PVKR edge) 3" radius corners	18 x 18	SLSQ18018PVKR	380	440	SLSQ18018PVKR-P	470	530
20 x 20		SLSQ20020PVKR	400	470	SLSQ20020PVKR-P	500	570	
24 x 24		SLSQ24024PVKR	430	490	SLSQ24024PVKR-P	550	610	
30 x 30		SLSQ30030PVKR	580	660	SLSQ30030PVKR-P	730	810	
36 x 36		SLSQ36036PVKR	750	860	SLSQ36036PVKR-P	930	1,040	
42 x 42		SLSQ42042PVKR	1140	1330	SLSQ42042PVKR-P	1,350	1,540	
 rectangle (PVKN) 90 degree corners	12 x 18	SLRE12018PVKN	330	390	SLRE12018PVKN-P	410	470	
	14 x 20	SLRE14020PVKN	350	410	SLRE14020PVKN-P	440	500	
	 rectangle (PVKR edge) 3" radius corners	12 x 18	SLRE12018PVKR	360	420	SLRE12018PVKR-P	440	500
		14 x 20	SLRE14020PVKR	380	440	SLRE14020PVKR-P	470	530

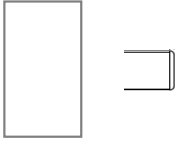
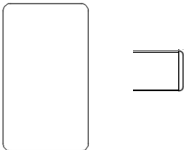
PVKN and PVKR edge detail:





# surfaces

PVEA 3mm eased edge  
rectangle

shape	dimension	model no.	grade 1 list	grade 2 list
rectangle (PVEA edge) 90 degree corners 	18 x 36	SLRE18036PVEA	300	360
	18 x 42	SLRE18042PVEA	350	410
	18 x 48	SLRE18048PVEA	370	430
	18 x 54	SLRE18054PVEA	530	600
	18 x 60	SLRE18060PVEA	540	610
	18 x 66	SLRE18066PVEA	580	660
	18 x 72	SLRE18072PVEA	600	690
	18 x 84	SLRE18084PVEA	750	860
	18 x 90	SLRE18090PVEA	790	900
	18 x 96	SLRE18096PVEA	800	910
	24 x 30	SLRE24030PVEA	320	370
	24 x 36	SLRE24036PVEA	340	390
	24 x 42	SLRE24042PVEA	360	420
	24 x 48	SLRE24048PVEA	390	450
	24 x 54	SLRE24054PVEA	540	620
	24 x 60	SLRE24060PVEA	550	620
	24 x 66	SLRE24066PVEA	590	670
	24 x 72	SLRE24072PVEA	610	700
	24 x 84	SLRE24084PVEA	760	870
	24 x 90	SLRE24090PVEA	810	920
24 x 96	SLRE24096PVEA	820	930	
30 x 36	SLRE30036PVEA	420	490	
30 x 42	SLRE30042PVEA	440	510	
30 x 48	SLRE30048PVEA	470	540	
30 x 54	SLRE30054PVEA	690	780	
30 x 60	SLRE30060PVEA	710	800	
30 x 66	SLRE30066PVEA	770	870	
30 x 72	SLRE30072PVEA	810	910	
30 x 84	SLRE30084PVEA	1,110	1,260	
30 x 90	SLRE30090PVEA	1,140	1,280	
30 x 96	SLRE30096PVEA	1,150	1,300	
rectangle (PVRC edge) 3" radius corners 	18 x 36	SLRE18036PVRC	330	370
	18 x 42	SLRE18042PVRC	380	450
	18 x 48	SLRE18048PVRC	400	470
	18 x 54	SLRE18054PVRC	570	650
	18 x 60	SLRE18060PVRC	580	660
	18 x 66	SLRE18066PVRC	620	710
	18 x 72	SLRE18072PVRC	650	730
	18 x 84	SLRE18084PVRC	800	920
	18 x 90	SLRE18090PVRC	840	970
	18 x 96	SLRE18096PVRC	850	980
	24 x 30	SLRE24030PVRC	340	390
	24 x 36	SLRE24036PVRC	370	420
	24 x 42	SLRE24042PVRC	390	460
	24 x 48	SLRE24048PVRC	420	490
	24 x 54	SLRE24054PVRC	580	660
	24 x 60	SLRE24060PVRC	590	670
	24 x 66	SLRE24066PVRC	630	720
	24 x 72	SLRE24072PVRC	650	740
	24 x 84	SLRE24084PVRC	820	930
	24 x 90	SLRE24090PVRC	870	990
	24 x 96	SLRE24096PVRC	880	1000
	30 x 36	SLRE30036PVRC	460	530
	30 x 42	SLRE30042PVRC	480	560
	30 x 48	SLRE30048PVRC	500	590
	30 x 54	SLRE30054PVRC	740	840
	30 x 60	SLRE30060PVRC	750	850
	30 x 66	SLRE30066PVRC	820	930
	30 x 72	SLRE30072PVRC	860	970
	30 x 84	SLRE30084PVRC	1,180	1,340
	30 x 90	SLRE30090PVRC	1,210	1,370
30 x 96	SLRE30096PVRC	1,230	1,390	

Formica + Wilsonart HPL laminate finish grades listed on pages 6-13. For additional laminate grades, contact Symphony.

\* 1 support bar included

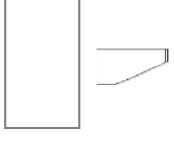

\*\* 2 support bars included

SYMPHONY

2023 SURFACES PRICE LIST

# surfaces

PVKN 3mm knife edge  
rectangle

shape	dimension	model no. (raw MDF edge)	grade 1 list (raw MDF edge)	grade 2 list (raw MDF edge)	model no. (painted edge)	grade 1 list (black or white painted)	grade 2 list (black or white painted)
rectangle (PVKN edge) 90 degree corners 	18 x 36	SLRE18036PVKN	340	400	SLRE18036PVKN-P	450	500
	18 x 42	SLRE18042PVKN	490	580	SLRE18042PVKN-P	630	710
	18 x 48	SLRE18048PVKN	520	600	SLRE18048PVKN-P	670	760
	18 x 54	SLRE18054PVKN	710	820	SLRE18054PVKN-P	880	990
	18 x 60	SLRE18060PVKN	720	830	SLRE18060PVKN-P	910	1,020
	18 x 66	SLRE18066PVKN	780	900	SLRE18066PVKN-P	990	1,110
	18 x 72	SLRE18072PVKN	800	920	SLRE18072PVKN-P	1,030	1,150
	18 x 84	SLRE18084PVKN	1,010	1,170	SLRE18084PVKN-P	1,280	1,430
	18 x 90	SLRE18090PVKN	1,060	1,230	SLRE18090PVKN-P	1,350	1,520
	18 x 96	SLRE18096PVKN	1,070	1,240	SLRE18096PVKN-P	1,380	1,540
	24 x 30	SLRE24030PVKN	430	500	SLRE24030PVKN-P	560	630
	24 x 36	SLRE24036PVKN	460	540	SLRE24036PVKN-P	620	700
	24 x 42	SLRE24042PVKN	500	590	SLRE24042PVKN-P	680	760
	24 x 48	SLRE24048PVKN	540	630	SLRE24048PVKN-P	740	830
	24 x 54	SLRE24054PVKN	720	830	SLRE24054PVKN-P	950	1,060
	24 x 60	SLRE24060PVKN	730	840	SLRE24060PVKN-P	980	1,100
	24 x 66	SLRE24066PVKN	790	910	SLRE24066PVKN-P	1,070	1,190
	24 x 72	SLRE24072PVKN	810	930	SLRE24072PVKN-P	1,120	1,240
	24 x 84	SLRE24084PVKN	1,020	1,180	SLRE24084PVKN-P	1,380	1,540
	24 x 90	SLRE24090PVKN	1,080	1,250	SLRE24090PVKN-P	1,470	1,630
24 x 96	SLRE24096PVKN	1,090	1,260	SLRE24096PVKN-P	1,500	1,670	
30 x 36	SLRE30036PVKN	580	680	SLRE30036PVKN-P	770	870	
30 x 42	SLRE30042PVKN	610	710	SLRE30042PVKN-P	830	940	
30 x 48	SLRE30048PVKN	650	760	SLRE30048PVKN-P	900	1,010	
30 x 54	SLRE30054PVKN	910	1,040	SLRE30054PVKN-P	1,200	1,330	
30 x 60	SLRE30060PVKN	920	1,060	SLRE30060PVKN-P	1,240	1,380	
30 x 66	SLRE30066PVKN	1,000	1,150	SLRE30066PVKN-P	1,360	1,500	
30 x 72	SLRE30072PVKN	1,050	1,190	SLRE30072PVKN-P	1,430	1,580	
30 x 84	SLRE30084PVKN	1,460	1,680	SLRE30084PVKN-P	1,910	2,120	
30 x 90	SLRE30090PVKN	1,490	1,710	SLRE30090PVKN-P	1,970	2,190	
30 x 96	SLRE30096PVKN	1,500	1,720	SLRE30096PVKN-P	2,020	2,230	
rectangle (PVKR edge) 3" radius corners 	18 x 36	SLRE18036PVKR	370	440	SLRE18036PVKR-P	480	530
	18 x 42	SLRE18042PVKR	530	630	SLRE18042PVKR-P	670	760
	18 x 48	SLRE18048PVKR	560	660	SLRE18048PVKR-P	710	810
	18 x 54	SLRE18054PVKR	760	880	SLRE18054PVKR-P	940	1,060
	18 x 60	SLRE18060PVKR	770	900	SLRE18060PVKR-P	970	1,090
	18 x 66	SLRE18066PVKR	840	970	SLRE18066PVKR-P	1,050	1,180
	18 x 72	SLRE18072PVKR	860	990	SLRE18072PVKR-P	1,090	1,220
	18 x 84	SLRE18084PVKR	1,090	1,260	SLRE18084PVKR-P	1,350	1,530
	18 x 90	SLRE18090PVKR	1,140	1,330	SLRE18090PVKR-P	1,430	1,620
	18 x 96	SLRE18096PVKR	1,150	1,340	SLRE18096PVKR-P	1,460	1,650
	24 x 30	SLRE24030PVKR	460	540	SLRE24030PVKR-P	590	670
	24 x 36	SLRE24036PVKR	500	590	SLRE24036PVKR-P	660	740
	24 x 42	SLRE24042PVKR	540	640	SLRE24042PVKR-P	720	810
	24 x 48	SLRE24048PVKR	580	680	SLRE24048PVKR-P	790	890
	24 x 54	SLRE24054PVKR	780	900	SLRE24054PVKR-P	1,010	1,130
	24 x 60	SLRE24060PVKR	780	910	SLRE24060PVKR-P	1,040	1,160
	24 x 66	SLRE24066PVKR	850	980	SLRE24066PVKR-P	1,130	1,260
	24 x 72	SLRE24072PVKR	870	1,000	SLRE24072PVKR-P	1,180	1,310
	24 x 84	SLRE24084PVKR	1,100	1,270	SLRE24084PVKR-P	1,460	1,630
	24 x 90	SLRE24090PVKR	1,170	1,350	SLRE24090PVKR-P	1,550	1,740
24 x 96	SLRE24096PVKR	1,180	1,360	SLRE24096PVKR-P	1,590	1,770	
30 x 36	SLRE30036PVKR	630	740	SLRE30036PVKR-P	820	930	
30 x 42	SLRE30042PVKR	660	780	SLRE30042PVKR-P	890	1,000	
30 x 48	SLRE30048PVKR	700	820	SLRE30048PVKR-P	960	1,080	
30 x 54	SLRE30054PVKR	980	1,120	SLRE30054PVKR-P	1,260	1,410	
30 x 60	SLRE30060PVKR	990	1,140	SLRE30060PVKR-P	1,310	1,450	
30 x 66	SLRE30066PVKR	1,080	1,240	SLRE30066PVKR-P	1,430	1,590	
30 x 72	SLRE30072PVKR	1,120	1,280	SLRE30072PVKR-P	1,500	1,660	
30 x 84	SLRE30084PVKR	1,570	1,810	SLRE30084PVKR-P	2,020	2,250	
30 x 90	SLRE30090PVKR	1,600	1,840	SLRE30090PVKR-P	2,080	2,320	
30 x 96	SLRE30096PVKR	1,610	1,850	SLRE30096PVKR-P	2,120	2,360	

Additional edge profiles and top dimensions are available. Please contact Symphony for details.

SYMPHONY

2023 SURFACES PRICE LIST

# surfaces

PVEA 3mm eased edge

1 piece conference tops: rectangle, boat, oval, racetrack

For complete model number:

1. insert 2 character top shape code (rectangle **RE**, boat **BO**, oval **OV**, or racetrack **RA**)

For example 36" x 42" rectangle top #SL**RE**36042PVEA



rectangle (**RE**)



boat (**BO**)



oval (**OV**)



racetrack (**RA**)

edge	dimension	model no.	grade 1 list	grade 2 list
	36 x 42	SL_36042PVEA	510	590
	36 x 48	SL_36048PVEA	560	650
	** 36 x 54	SL_36054PVEA	830	890
	** 36 x 60	SL_36060PVEA	840	900
	** 36 x 66	SL_36066PVEA	910	1,000
	** 36 x 72	SL_36072PVEA	940	1,040
	** 36 x 84	SL_36084PVEA	1,260	1,400
	** 36 x 90	SL_36090PVEA	1,310	1,440
	** 36 x 96	SL_36096PVEA	1,320	1,460
	42 x 48	SL_42048PVEA	710	830
	** 42 x 54	SL_42054PVEA	870	960
	** 42 x 60	SL_42060PVEA	1,040	1,150
	** 42 x 66	SL_42066PVEA	1,190	1,340
	** 42 x 72	SL_42072PVEA	1,240	1,380
	** 42 x 84	SL_42084PVEA	1,600	1,790
	** 42 x 90	SL_42090PVEA	1,650	1,830
	** 42 x 96	SL_42096PVEA	1,660	1,860
	** 48 x 54	SL_48054PVEA	1,040	1,140
	** 48 x 60	SL_48060PVEA	1,050	1,150
	** 48 x 66	SL_48066PVEA	1,210	1,340
** 48 x 72	SL_48072PVEA	1,240	1,380	
** 48 x 84	SL_48084PVEA	1,600	1,790	
** 48 x 90	SL_48090PVEA	1,650	1,830	
** 48 x 96	SL_48096PVEA	1,660	1,860	
** 54 x 60	SL_54060PVEA	1,430	1,610	
** 54 x 66	SL_54066PVEA	1,460	1,630	
** 54 x 72	SL_54072PVEA	1,510	1,680	
** 54 x 84	SL_54084PVEA	1,930	2,160	
** 54 x 90	SL_54090PVEA	2,010	2,260	
** 54 x 96	SL_54096PVEA	2,030	2,280	
** 60 x 66	SL_60066PVEA	1,460	1,630	
** 60 x 72	SL_60072PVEA	1,510	1,680	
** 60 x 84	SL_60084PVEA	1,930	2,160	
** 60 x 90	SL_60090PVEA	2,010	2,260	
** 60 x 96	SL_60096PVEA	2,030	2,280	

Formica + Wilsonart HPL laminate finish grades listed on pages 6-13 For additional laminate grades, contact Symphony.

\*\* 2 support bars included

Radius corners available for rectangle and boat shaped tops - contact Symphony for details and pricing.

# surfaces

PVKN 3mm knife edge

1 piece conference tops: rectangle, boat, oval, racetrack

For complete model number:

1. insert 2 character top shape code (rectangle **RE**, boat **BO**, oval **OV**, or racetrack **RA**)

For example 36" x 42" rectangle top #SL**RE**36042PVKN



rectangle (**RE**)



boat (**BO**)



oval (**OV**)



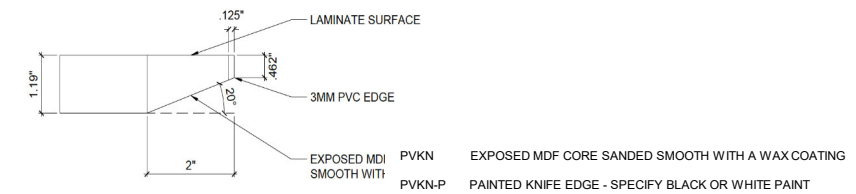
racetrack (**RA**)

edge	dimension	model no. (natural waxed MDF edge)	(natural waxed MDF edge)	(natural waxed MDF edge)	model no. (painted edge)	(black or white painted edge)	(black or white painted edge)
	36 x 42	SL_36042PVKN	700	830	SL_36042PVKN-P	900	1,030
	36 x 48	SL_36048PVKN	780	910	SL_36048PVKN-P	990	1,120
	** 36 x 54	SL_36054PVKN	1,050	1,210	SL_36054PVKN-P	1,280	1,440
	** 36 x 60	SL_36060PVKN	1,060	1,220	SL_36060PVKN-P	1,300	1,460
	** 36 x 66	SL_36066PVKN	1,170	1,360	SL_36066PVKN-P	1,430	1,620
	** 36 x 72	SL_36072PVKN	1,210	1,400	SL_36072PVKN-P	1,480	1,670
	** 36 x 84	SL_36084PVKN	1,640	1,900	SL_36084PVKN-P	1,940	2,200
	** 36 x 90	SL_36090PVKN	1,680	1,940	SL_36090PVKN-P	2,000	2,260
	** 36 x 96	SL_36096PVKN	1,710	1,970	SL_36096PVKN-P	2,040	2,300
	42 x 48	SL_42048PVKN	990	1,170	SL_42048PVKN-P	1,220	1,400
	** 42 x 54	SL_42054PVKN	1,130	1,300	SL_42054PVKN-P	1,370	1,540
	** 42 x 60	SL_42060PVKN	1,350	1,570	SL_42060PVKN-P	1,610	1,830
	** 42 x 66	SL_42066PVKN	1,580	1,850	SL_42066PVKN-P	1,850	2,120
	** 42 x 72	SL_42072PVKN	1,620	1,880	SL_42072PVKN-P	1,910	2,170
	** 42 x 84	SL_42084PVKN	2,120	2,470	SL_42084PVKN-P	2,440	2,790
	** 42 x 90	SL_42090PVKN	2,160	2,510	SL_42090PVKN-P	2,490	2,840
	** 42 x 96	SL_42096PVKN	2,190	2,530	SL_42096PVKN-P	2,540	2,880
	** 48 x 54	SL_48054PVKN	1,340	1,560	SL_48054PVKN-P	1,600	1,820
	** 48 x 60	SL_48060PVKN	1,350	1,570	SL_48060PVKN-P	1,620	1,840
	** 48 x 66	SL_48066PVKN	1,580	1,850	SL_48066PVKN-P	1,870	2,140
** 48 x 72	SL_48072PVKN	1,620	1,880	SL_48072PVKN-P	1,920	2,180	
** 48 x 84	SL_48084PVKN	2,120	2,470	SL_48084PVKN-P	2,450	2,800	
** 48 x 90	SL_48090PVKN	2,160	2,510	SL_48090PVKN-P	2,510	2,860	
** 48 x 96	SL_48096PVKN	2,190	2,530	SL_48096PVKN-P	2,550	2,890	
** 54 x 60	SL_54060PVKN	1,920	2,240	SL_54060PVKN-P	2,210	2,530	
** 54 x 66	SL_54066PVKN	1,940	2,270	SL_54066PVKN-P	2,240	2,570	
** 54 x 72	SL_54072PVKN	1,990	2,320	SL_54072PVKN-P	2,310	2,640	
** 54 x 84	SL_54084PVKN	2,560	2,980	SL_54084PVKN-P	2,910	3,330	
** 54 x 90	SL_54090PVKN	2,670	3,100	SL_54090PVKN-P	3,030	3,460	
** 54 x 96	SL_54096PVKN	2,690	3,130	SL_54096PVKN-P	3,070	3,510	
** 60 x 66	SL_60066PVKN	1,940	2,270	SL_60066PVKN-P	2,260	2,590	
** 60 x 72	SL_60072PVKN	1,990	2,320	SL_60072PVKN-P	2,320	2,650	
** 60 x 84	SL_60084PVKN	2,560	2,980	SL_60084PVKN-P	2,920	3,340	
** 60 x 90	SL_60090PVKN	2,670	3,100	SL_60090PVKN-P	3,050	3,480	
** 60 x 96	SL_60096PVKN	2,690	3,130	SL_60096PVKN-P	3,080	3,520	

Formica + Wilsonart HPL laminate finish grades listed on pages 6-13 For additional laminate grades, contact Symphony.

\*\* 2 support bars included

Radius corners available for rectangle and boat shaped tops - contact Symphony for details and pricing.



# surfaces

PVEA 3mm eased edge

2 piece conference tops: rectangle, boat, oval, racetrack

For complete model number:

1. insert 2 character top shape code (rectangle **RE**, boat **BO**, oval **OV**, or racetrack **RA**)

For example 36" x 42" rectangle top #SL**RE**36042PVEA



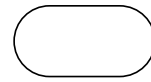
rectangle (RE)



boat (BO)



oval (OV)



racetrack (RA)

edge	dimension	model no.	PVEA grade 1 list	PVEA grade 2 list	grain match model no.	grain match grade 1 list upcharge	grain match grade 2 list upcharge
PVEA	2+ 36 x 120	SL__36120PVEA	1,560	1,730	OTGRMTCH36120	240	310
	2+ 36 x 144	SL__36144PVEA	1,770	1,950	OTGRMTCH36144	290	380
	2+ 42 x 120	SL__42120PVEA	1,940	2,180	OTGRMTCH42120	290	370
	2+ 42 x 144	SL__42144PVEA	2,310	2,590	OTGRMTCH42144	340	440
	2+ 42 x 168	SL__42168PVEA	2,730	3,090	OTGRMTCH42168	400	510
	2+ 42 x 192	SL__42192PVEA	3,120	3,540	OTGRMTCH42192	460	590
	2+ 48 x 120	SL__48120PVEA	1,960	2,190	OTGRMTCH48120	330	420
	2+ 48 x 144	SL__48144PVEA	2,310	2,590	OTGRMTCH48144	390	500
	2+ 48 x 168	SL__48168PVEA	2,750	3,090	OTGRMTCH48168	460	590
	2+ 48 x 192	SL__48192PVEA	3,140	3,540	OTGRMTCH48192	520	670
	2+ 54 x 120	SL__54120PVEA	2,350	2,650	OTGRMTCH54120	370	470
	2+ 54 x 144	SL__54144PVEA	2,800	3,170	OTGRMTCH54144	440	570
	2+ 54 x 168	SL__54168PVEA	3,680	4,190	OTGRMTCH54168	510	660
	2+ 54 x 192	SL__54192PVEA	3,770	4,290	OTGRMTCH54192	590	750
	2+ 60 x 120	SL__60120PVEA	2,350	2,650	OTGRMTCH60120	410	520
	2+ 60 x 144	SL__60144PVEA	2,800	3,170	OTGRMTCH60144	490	630
	2+ 60 x 168	SL__60168PVEA	3,680	4,190	OTGRMTCH60168	570	730
	2+ 60 x 192	SL__60192PVEA	3,770	4,290	OTGRMTCH60192	650	840

Formica + Wilsonart HPL laminate finish grades listed on pages 6-13. For additional laminate grades, contact Symphony.

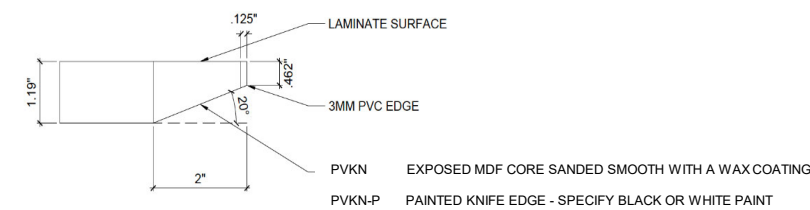
2+ 2 piece top with bars + table lock set included

**Grain Match fees for 2 piece tops with a wood grain laminate**

See above chart, use model number OTGRMTCH with the top depth x length-Gr1 or Gr2 - for example OTGRMTCH36120-GR1

Radius corners available for rectangle and boat shaped tops - contact Symphony for pricing.

PVKN or PVKN-P EDGE DETAIL (pricing on opposite page)



# surfaces

PVKN 3mm knife edge

1 piece conference tops: rectangle, boat, oval, racetrack

For complete model number:

1. insert 2 character top shape code (rectangle **RE**, boat **BO**, oval **OV**, or racetrack **RA**)

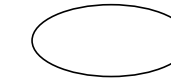
For example 36" x 42" rectangle top #SL**RE**36042PVKN



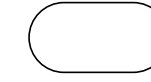
rectangle (RE)



boat (BO)



oval (OV)



racetrack (RA)

edge	dimension	model no. (natural waxed MDF edge)	(natural waxed MDF edge)	(natural waxed MDF edge)	grain match model no.	grain match grade 1 list upcharge	grain match grade 2 list upcharge
PVKN (natural waxed MDF)	2+ 36 x 120	SL__36120PVKN	2,040	2,370	OTGRMTCH36120	240	310
	2+ 36 x 144	SL__36144PVKN	2,300	2,670	OTGRMTCH36144	290	380
	2+ 42 x 120	SL__42120PVKN	2,570	3,010	OTGRMTCH42120	290	370
	2+ 42 x 144	SL__42144PVKN	3,090	3,610	OTGRMTCH42144	340	440
	2+ 42 x 168	SL__42168PVKN	3,670	4,270	OTGRMTCH42168	400	510
	2+ 42 x 192	SL__42192PVKN	4,190	4,890	OTGRMTCH42192	460	590
	2+ 48 x 120	SL__48120PVKN	2,570	3,010	OTGRMTCH48120	330	420
	2+ 48 x 144	SL__48144PVKN	3,090	3,610	OTGRMTCH48144	390	500
	2+ 48 x 168	SL__48168PVKN	3,670	4,270	OTGRMTCH48168	460	590
	2+ 48 x 192	SL__48192PVKN	4,190	4,890	OTGRMTCH48192	520	670
	2+ 54 x 120	SL__54120PVKN	3,160	3,700	OTGRMTCH54120	370	470
	2+ 54 x 144	SL__54144PVKN	3,780	4,430	OTGRMTCH54144	440	570
	2+ 54 x 168	SL__54168PVKN	5,010	5,880	OTGRMTCH54168	510	660
	2+ 54 x 192	SL__54192PVKN	5,110	5,980	OTGRMTCH54192	590	750
	2+ 60 x 120	SL__60120PVKN	3,160	3,700	OTGRMTCH60120	410	520
	2+ 60 x 144	SL__60144PVKN	3,780	4,430	OTGRMTCH60144	490	630
	2+ 60 x 168	SL__60168PVKN	5,010	5,880	OTGRMTCH60168	570	730
	2+ 60 x 192	SL__60192PVKN	5,110	5,980	OTGRMTCH60192	650	840

edge	dimension	model no. (painted edge)	grade 1 list (painted edge)	grade 2 list (painted edge)	grain match model no.	grain match grade 1 list upcharge	grain match grade 2 list upcharge
PVKN-P (painted)	2+ 36 x 120	SL__36120PVKN-P	2,430	2,760	OTGRMTCH36120	240	310
	2+ 36 x 144	SL__36144PVKN-P	2,750	3,120	OTGRMTCH36144	290	380
	2+ 42 x 120	SL__42120PVKN-P	2,980	3,420	OTGRMTCH42120	290	370
	2+ 42 x 144	SL__42144PVKN-P	3,560	4,080	OTGRMTCH42144	340	440
	2+ 42 x 168	SL__42168PVKN-P	4,200	4,800	OTGRMTCH42168	400	510
	2+ 42 x 192	SL__42192PVKN-P	4,780	5,480	OTGRMTCH42192	460	590
	2+ 48 x 120	SL__48120PVKN-P	2,990	3,430	OTGRMTCH48120	330	420
	2+ 48 x 144	SL__48144PVKN-P	3,570	4,090	OTGRMTCH48144	390	500
	2+ 48 x 168	SL__48168PVKN-P	4,210	4,810	OTGRMTCH48168	460	590
	2+ 48 x 192	SL__48192PVKN-P	4,800	5,500	OTGRMTCH48192	520	670
	2+ 54 x 120	SL__54120PVKN-P	3,600	4,140	OTGRMTCH54120	370	470
	2+ 54 x 144	SL__54144PVKN-P	4,280	4,930	OTGRMTCH54144	440	570
	2+ 54 x 168	SL__54168PVKN-P	5,570	6,440	OTGRMTCH54168	510	660
	2+ 54 x 192	SL__54192PVKN-P	5,730	6,600	OTGRMTCH54192	590	750
	2+ 60 x 120	SL__60120PVKN-P	3,610	4,150	OTGRMTCH60120	410	520
	2+ 60 x 144	SL__60144PVKN-P	4,290	4,940	OTGRMTCH60144	490	630
	2+ 60 x 168	SL__60168PVKN-P	5,580	6,450	OTGRMTCH60168	570	730
	2+ 60 x 192	SL__60192PVKN-P	5,750	6,620	OTGRMTCH60192	650	840

Formica + Wilsonart HPL laminate finish grades listed on pages 6-13. For additional laminate grades, contact Symphony.

2+ 2 piece top with bars + table lock set included

**Grain Match fees for 2 piece tops with a wood grain laminate**

See above chart, use model number OTGRMTCH with the top depth x length-Gr1 or Gr2 - for example OTGRMTCH36120-GR1  
Radius corners available for rectangle and boat shaped tops - contact Symphony for pricing.

# surfaces

PVEA 3mm eased edge & PVKN 3mm knife edge  
arc trapezoid, arc rectangle

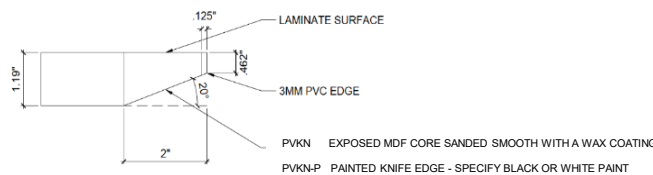
For complete model number insert 2 character edge code: (PVEA for eased or PVKN for knife edge)

shape	dimension	model no.	PVEA grade 1 list	PVEA grade 2 list	PVKN grade 1 list	PVKN grade 2 list	painting edge upcharge (add - P suffix to model number)	grain match model no.	grain match grade 1 list upcharge	grain match grade 2 list upcharge
<b>arc trapezoid</b>										
**	60 x 96	SLAT60096PV	2,230	2,510	2,960	3,440	390	-	-	-
2+	60 x 120	SLAT60120PV	2,590	2,920	3,480	4,070	450	OTGRMTCH60120	410	520
2+	60 x 144	SLAT60144PV	3,080	3,490	4,160	4,870	510	OTGRMTCH60144	490	630
2+	60 x 168	SLAT60168PV	4,050	4,610	5,510	6,470	570	OTGRMTCH60168	570	730
2+	60 x 192	SLAT60192PV	4,150	4,720	5,620	6,580	640	OTGRMTCH60192	650	840
<b>arc rectangle</b>										
**	42 x 72	SLAR42072PV	1,360	1,520	1,780	2,070	290	-	-	-
**	42 x 84	SLAR42084PV	1,760	1,970	2,330	2,720	320	-	-	-
**	42 x 90	SLAR42090PV	1,820	2,010	2,380	2,760	330	-	-	-
**	42 x 96	SLAR42096PV	1,830	2,050	2,410	2,780	350	-	-	-
2+	42 x 120	SLAR42120PV	2,130	2,400	2,830	3,310	410	OTGRMTCH42120	290	370
2+	42 x 144	SLAR42144PV	2,540	2,850	3,400	3,970	470	OTGRMTCH42144	340	440
2+	42 x 168	SLAR42168PV	3,000	3,400	4,040	4,700	530	OTGRMTCH42168	400	510
2+	42 x 192	SLAR42192PV	3,430	3,890	4,610	5,380	590	OTGRMTCH42192	460	590
**	48 x 72	SLAR48072PV	1,360	1,520	1,780	2,070	300	-	-	-
**	48 x 84	SLAR48084PV	1,760	1,970	2,330	2,720	330	-	-	-
**	48 x 90	SLAR48090PV	1,820	2,010	2,380	2,760	350	-	-	-
**	48 x 96	SLAR48096PV	1,830	2,050	2,410	2,780	360	-	-	-
2+	48 x 120	SLAR48120PV	2,160	2,410	2,830	3,310	420	OTGRMTCH48120	330	420
2+	48 x 144	SLAR48144PV	2,540	2,850	3,400	3,970	480	OTGRMTCH48144	390	500
2+	48 x 168	SLAR48168PV	3,030	3,400	4,040	4,700	540	OTGRMTCH48168	460	590
2+	48 x 192	SLAR48192PV	3,450	3,890	4,610	5,380	610	OTGRMTCH48192	520	670
**	54 x 72	SLAR54072PV	1,660	1,850	2,190	2,550	320	-	-	-
**	54 x 84	SLAR54084PV	2,120	2,380	2,820	3,280	350	-	-	-
**	54 x 90	SLAR54090PV	2,210	2,490	2,940	3,410	360	-	-	-
**	54 x 96	SLAR54096PV	2,230	2,510	2,960	3,440	380	-	-	-
2+	54 x 120	SLAR54120PV	2,590	2,920	3,480	4,070	440	OTGRMTCH54120	370	470
2+	54 x 144	SLAR54144PV	3,080	3,490	4,160	4,870	500	OTGRMTCH54144	440	570
2+	54 x 168	SLAR54168PV	4,050	4,610	5,510	6,470	560	OTGRMTCH54168	510	660
2+	54 x 192	SLAR54192PV	4,150	4,720	5,620	6,580	620	OTGRMTCH54192	590	750
**	60 x 72	SLAR60072PV	1,660	1,850	2,190	2,550	330	-	-	-
**	60 x 84	SLAR60084PV	2,120	2,380	2,820	3,280	360	-	-	-
**	60 x 90	SLAR60090PV	2,210	2,490	2,940	3,410	380	-	-	-
**	60 x 96	SLAR60096PV	2,230	2,510	2,960	3,440	390	-	-	-
2+	60 x 120	SLAR60120PV	2,590	2,920	3,480	4,070	450	OTGRMTCH60120	410	520
2+	60 x 144	SLAR60144PV	3,080	3,490	4,160	4,870	510	OTGRMTCH60144	490	630
2+	60 x 168	SLAR60168PV	4,050	4,610	5,510	6,470	570	OTGRMTCH60168	570	730
2+	60 x 192	SLAR60192PV	4,150	4,720	5,620	6,580	640	OTGRMTCH60192	650	840

Formica + Wilsonart HPL laminate finish grades listed on pages 6-13. For additional laminate grades, contact Symphony.

\*\* 2 support bars included  
2+ 2 piece top with bars + table lock set included

**Grain Match fees for 2 piece tops with a wood grain laminate**  
See above chart, use model number OTGRMTCH with the top depth x length-Gr1 or Gr2 - for example OTGRMTCH36120-GR1



SYMPHONY

2023 SURFACES PRICE LIST

# surfaces

PVEA 3mm eased edge & PVKN 3mm knife edge  
half arced rectangle, half boat, trapezoid media, bullet media

For complete model number:

1. insert 2 character top shape code (half arced rectangle HR, half boat HB, trapezoid media TM, or bullet media BM)
2. insert 2 character edge shape code (PVEA eased or PVKN knife)

shape	dimension	model no.	PVEA grade 1 list	PVEA grade 2 list	PVKN grade 1 list	PVKN grade 2 list	painting edge upcharge (add - P suffix to model number)	grain match model no.	grain match grade 1 list upcharge	grain match grade 2 list upcharge
<b>half arced rectangle (HR)</b>										
**	36 x 72	SL_36072PV	1,030	1,140	1,330	1,540	270	-	-	-
**	36 x 84	SL_36084PV	1,390	1,540	1,800	2,090	300	-	-	-
**	36 x 90	SL_36090PV	1,440	1,580	1,850	2,130	320	-	-	-
**	36 x 96	SL_36096PV	1,450	1,610	1,880	2,170	330	-	-	-
2+	36 x 120	SL_36120PV	1,720	1,900	2,240	2,610	390	OTGRMTCH36120	290	370
2+	36 x 144	SL_36144PV	1,950	2,150	2,530	2,940	450	OTGRMTCH36144	340	440
<b>half boat (HB)</b>										
**	42 x 72	SL_42072PV	1,360	1,520	1,780	2,070	290	-	-	-
**	42 x 84	SL_42084PV	1,760	1,970	2,330	2,720	320	-	-	-
**	42 x 90	SL_42090PV	1,820	2,010	2,380	2,760	330	-	-	-
**	42 x 96	SL_42096PV	1,830	2,050	2,410	2,780	350	-	-	-
2+	42 x 120	SL_42120PV	2,130	2,400	2,830	3,310	410	OTGRMTCH42120	290	370
2+	42 x 144	SL_42144PV	2,540	2,850	3,400	3,970	470	OTGRMTCH42144	340	440
2+	42 x 168	SL_42168PV	3,000	3,400	4,040	4,700	530	OTGRMTCH42168	400	510
2+	42 x 192	SL_42192PV	3,430	3,890	4,610	5,380	590	OTGRMTCH42192	460	590
<b>trapezoid media (TM)</b>										
**	48 x 72	SL_48072PV	1,360	1,520	1,780	2,070	300	-	-	-
**	48 x 84	SL_48084PV	1,760	1,970	2,330	2,720	330	-	-	-
**	48 x 90	SL_48090PV	1,820	2,010	2,380	2,760	350	-	-	-
**	48 x 96	SL_48096PV	1,830	2,050	2,410	2,780	360	-	-	-
2+	48 x 120	SL_48120PV	2,160	2,410	2,830	3,310	420	OTGRMTCH48120	330	420
2+	48 x 144	SL_48144PV	2,540	2,850	3,400	3,970	480	OTGRMTCH48144	390	500
2+	48 x 168	SL_48168PV	3,030	3,400	4,040	4,700	540	OTGRMTCH48168	460	590
2+	48 x 192	SL_48192PV	3,450	3,890	4,610	5,380	610	OTGRMTCH48192	520	670
<b>bullet media (BM)</b>										
**	54 x 72	SL_54072PV	1,660	1,850	2,190	2,550	320	-	-	-
**	54 x 84	SL_54084PV	2,120	2,380	2,820	3,280	350	-	-	-
**	54 x 90	SL_54090PV	2,210	2,490	2,940	3,410	360	-	-	-
**	54 x 96	SL_54096PV	2,230	2,510	2,960	3,440	380	-	-	-
2+	54 x 120	SL_54120PV	2,590	2,920	3,480	4,070	440	OTGRMTCH54120	370	470
2+	54 x 144	SL_54144PV	3,080	3,490	4,160	4,870	500	OTGRMTCH54144	440	570
2+	54 x 168	SL_54168PV	4,050	4,610	5,510	6,470	560	OTGRMTCH54168	510	660
2+	54 x 192	SL_54192PV	4,150	4,720	5,620	6,580	620	OTGRMTCH54192	590	750
**	60 x 72	SL_60072PV	1,660	1,850	2,190	2,550	330	-	-	-
**	60 x 84	SL_60084PV	2,120	2,380	2,820	3,280	360	-	-	-
**	60 x 90	SL_60090PV	2,210	2,490	2,940	3,410	380	-	-	-
**	60 x 96	SL_60096PV	2,230	2,510	2,960	3,440	390	-	-	-
2+	60 x 120	SL_60120PV	2,590	2,920	3,480	4,070	450	OTGRMTCH60120	410	520
2+	60 x 144	SL_60144PV	3,080	3,490	4,160	4,870	510	OTGRMTCH60144	490	630
2+	60 x 168	SL_60168PV	4,050	4,610	5,510	6,470	570	OTGRMTCH60168	570	730
2+	60 x 192	SL_60192PV	4,150	4,720	5,620	6,580	640	OTGRMTCH60192	650	840

Formica + Wilsonart HPL laminate finish grades listed on pages 6-13. For additional laminate grades, contact Symphony.

\*\* 2 support bars included  
2+ 2 piece top with bars + table lock set included

**Grain Match fees for 2 piece tops with a wood grain laminate**  
See above chart, use model number OTGRMTCH with the top depth x length-Gr1 or Gr2 - for example OTGRMTCH36120-GR1

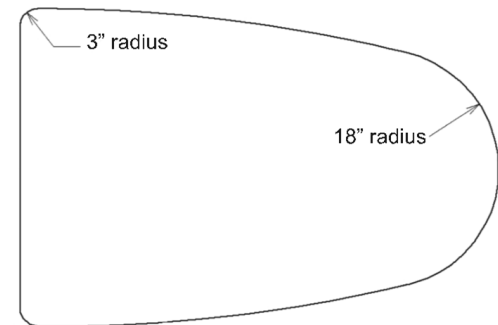
SYMPHONY

2023 SURFACES PRICE LIST

# surfaces

PVEA 3mm eased edge & PVKN 3mm knife edge  
Pic

shape	dimension	model no.	PVEA grade 1 list	PVEA grade 2 list	PVKN grade 1 list	PVKN grade 2 list	Painted edge upcharge (add - P suffix to model number)	grain match no.	grain match grade 1 list upcharge	grain match grade 2 list upcharge
Pic	** 48 x 72	SLPI48072PV	1,360	1,520	1,780	2,070	300	-	-	-
	** 48 x 96	SLPI48096PV	1,830	2,050	2,410	2,780	360	-	-	-
	** 60 x 156	SLPI60156PV	4,050	4,610	5,510	6,470	570	OTGRMTCH60168	570	730



Formica + Wilsonart HPL laminate finish grades listed on pages 6-13. For additional laminate grades, contact Symphony.

\*\* 2 support bars included  
included

2+ 2 piece top with bars + table lock set

SYMPHONY

2023 SURFACES PRICE LIST

# surfaces

PVEA 3mm eased edge  
additional shapes

shape	dimensions	model no.	PVEA grade 1 list	PVEA grade 2 list
quarter round 	18 x 18	SLQR18018PVEA	180	210
	24 x 24	SLQR24024PVEA	290	330
	30 x 30	SLQR30030PVEA	420	470
half round 	18 x 36	SLHA18036PVEA	280	320
	24 x 48	SLHA24048PVEA	440	520
	30 x 60	SLHA30060PVEA	770	880
crescent 	18 x 36	SLCR18036PVEA	320	360
	24 x 48	SLCR24048PVEA	530	610
	24 x 60	SLCR24060PVEA	760	850
	30 x 60	SLCR30060PVEA	870	980
trapezoid 	24 x 48	SLTR24048PVEA	440	520
	30 x 60	SLTR30060PVEA	770	880
	30 x 72	SLTR30072PVEA	930	1,060
corner - angled front 	24 x 36	SLCA24036PVEA	480	560
	24 x 42	SLCA24042PVEA	690	800
	24 x 48	SLCA24048PVEA	710	820
corner - curved front 	24 x 36	SLCC24036PVEA	480	560
	24 x 42	SLCC24042PVEA	690	800
	24 x 48	SLCC24048PVEA	710	820
corner - extended curved front 	24 x 36 x 60	SLCE243660PVEA	880	1,000
	24 x 36 x 72	SLCE243672PVEA	1,040	1,200
	24 x 48 x 60	SLCE244860PVEA	1,140	1,320
	24 x 48 x 72	SLCE244872PVEA	1,350	1,570
	24 x 60 x 36	SLCE246036PVEA	880	1,000
	24 x 72 x 36	SLCE247236PVEA	1,040	1,200
corner - 120 degree 	24 x 36	SL1224036PVEA	1,250	1,470
	24 x 42	SL1224042PVEA	1,630	1,920
	24 x 48	SL1224048PVEA	1,680	1,970
wedge 	24 x 30 x 36	SLWE243036PVEA	420	490
	24 x 30 x 42	SLWE243042PVEA	540	630
	24 x 30 x 48	SLWE243048PVEA	550	640
	24 x 30 x 60	SLWE243060PVEA	740	840
	30 x 24 x 36	SLWE302436PVEA	420	490
	30 x 24 x 42	SLWE302442PVEA	540	630
	30 x 24 x 48	SLWE302448PVEA	550	640
	30 x 24 x 60	SLWE302460PVEA	740	840

Formica + Wilsonart HPL laminate finish grades listed on pages 6-13. For additional laminate grades, contact Symphony.

\* 1 support bar included

SYMPHONY

2023 SURFACES PRICE LIST