

SYMPHONY®

SINGLE BASE OPTIONS (for media wall or under table media base)

2023 PRICE LIST

version #082823

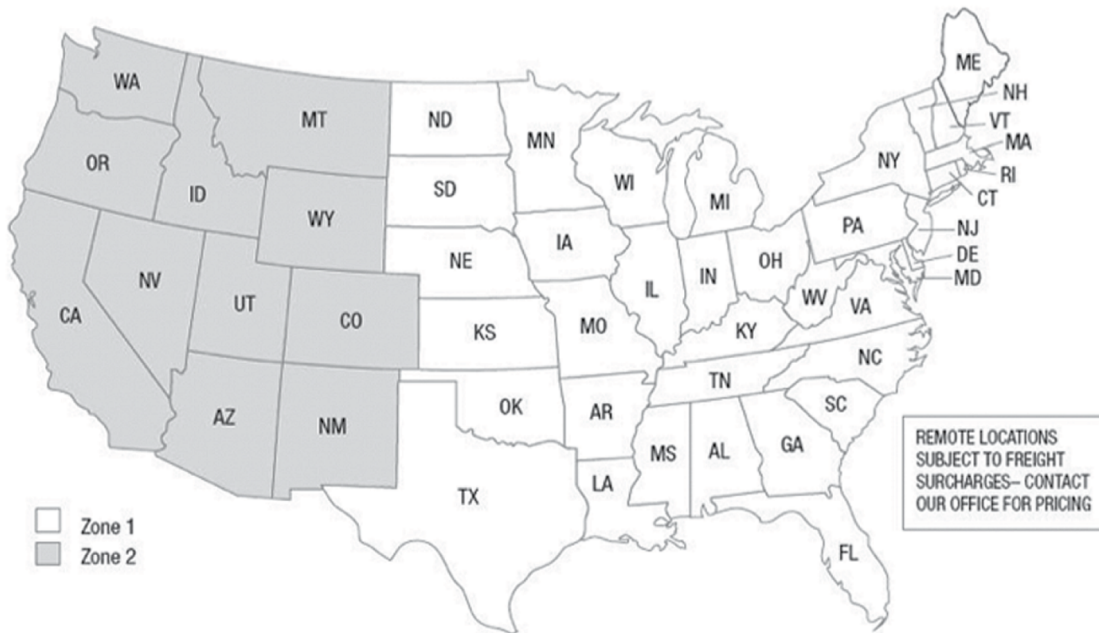
Minimum order / Freight charge

Orders for \$5,000 or more list (contiguous U.S.): freight and minimum order charges included





Orders less than \$5000 list (contiguous U.S.)

Zone 1 \$200 net

Zone 2 \$260 net









metal single base options

base	base dim.	qty	top depth	when used with media wall	single base model no.	list	finish	
 Keller single column T 27.75"H custom higher height (specify height)	26 x 27.75H	1	36	72	BTKEL36000SDGME	480	standard metal	
	33 x 27.75H	1	42	72	BTKEL42000SDGME	570	standard metal	
	38 x 27.75H	1	48	72	BTKEL48000SDGME	640	standard metal	
	26 x 27.75H	1	36	72	BTKEL36000SDGPO	570	polished	
	33 x 27.75H	1	42	72	BTKEL42000SDGPO	660	polished	
	38 x 27.75H	1	48	72	BTKEL48000SDGPO	750	polished	
	26	1	36	72	BTKEL36000SHGME	550	standard metal	
	33	1	42	72	BTKEL42000SHGME	640	standard metal	
	38	1	48	72	BTKEL48000SHGME	710	standard metal	
	26	1	36	72	BTKEL36000SHGPO	660	polished	
33	1	42	72	BTKEL42000SHGPO	750	polished		
38	1	48	72	BTKEL48000SHGPO	830	polished		
 Keller double column T 27.75"H custom higher height (specify height)	34 x 27.75H	1	48	72	BTKEL480002DGME	590	standard metal	
	40 x 27.75H	1	60	72	BTKEL600002DGME	640	standard metal	
	34 x 27.75H	1	48	72	BTKEL480002DGPO	790	polished	
	40 x 27.75H	1	60	72	BTKEL600002DGPO	850	polished	
	34	1	48	72	BTKEL480002HGME	730	standard metal	
	40	1	60	72	BTKEL600002HGME	780	standard metal	
	34	1	48	72	BTKEL480002HGPO	970	polished	
	40	1	60	72	BTKEL600002HGPO	1,020	polished	
	 Ria single column T 27.75"H custom higher height (specify height)	26 x 27.75H	1	36	72	BTRIA36000SDGME	350	standard metal
		33 x 27.75H	1	42	72	BTRIA42000SDGME	370	standard metal
38 x 27.75H		1	48	72	BTRIA48000SDGME	410	standard metal	
26 x 27.75H		1	36	72	BTRIA36000SDGPO	450	polished	
33 x 27.75H		1	42	72	BTRIA42000SDGPO	460	polished	
38 x 27.75H		1	48	72	BTRIA48000SDGPO	510	polished	
26		1	36	72	BTRIA36000SHGME	420	standard metal	
33		1	42	72	BTRIA42000SHGME	430	standard metal	
38		1	48	72	BTRIA48000SHGME	480	standard metal	
26		1	36	72	BTRIA36000SHGPO	530	polished	
33	1	42	72	BTRIA42000SHGPO	550	polished		
38	1	48	72	BTRIA48000SHGPO	600	polished		
 Ria double column T 27.75"H custom higher height (specify height)	34 x 27.75H	1	48	72	BTRIA480002DGME	550	standard metal	
	40 x 27.75H	1	60	72	BTRIA600002DGME	600	standard metal	
	34 x 27.75H	1	48	72	BTRIA480002DGPO	760	polished	
	40 x 27.75H	1	60	72	BTRIA600002DGPO	800	polished	
	34	1	48	72	BTRIA480002HGME	690	standard metal	
	40	1	60	72	BTRIA600002HGME	730	standard metal	
	34	1	48	72	BTRIA480002HGPO	930	polished	
	40	1	60	72	BTRIA600002HGPO	970	polished	

(ME) Standard metal powder coat finishes :
 Flat Black (FB), Furniture White (FW), Inner Tone (IT), Light Tone (LT), Medium Tone (MT), Metallic Silver (MS).

(PO) polished aluminum / chrome finish option (Ria or Keller)




metal single base options

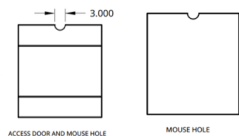
base	base dim.	qty	top depth	when used with media wall	single base model no.	list	finish
 Bassa rectangular frame solid metal panel perforated metal panel	18 x 6 x 27.75	1	36	72	BFBAS36000REGSM	1,980	standard metal
	24 x 6 x 27.75	1	48	72	BFBAS48000REGSM	2,050	standard metal
	34 x 6 x 27.75	1	60	72	BFBAS60000REGSM	2,180	standard metal
	18 x 6 x 27.75	1	36	72	BFBAS36000REGPM	2,020	standard metal
	24 x 6 x 27.75	1	48	72	BFBAS48000REGPM	2,070	standard metal
	34 x 6 x 27.75	1	60	72	BFBAS60000REGPM	2,310	standard metal
 Bassa curved frame solid metal panel perforated metal panel	20 x 6 x 27.75	1	36	72	BFBAS36000CUGSM	1,980	standard metal
	26 x 6 x 27.75	1	48	72	BFBAS48000CUGSM	2,040	standard metal
	36 x 6 x 27.75	1	60	72	BFBAS60000CUGSM	2,260	standard metal
	20 x 6 x 27.75	1	36	72	BFBAS36000CUGPM	2,010	standard metal
	26 x 6 x 27.75	1	48	72	BFBAS48000CUGPM	2,060	standard metal
	36 x 6 x 27.75	1	60	72	BFBAS60000CUGPM	2,260	standard metal
 Moto 3" single column T 27.75"H custom higher height (specify height)	26 x 27.75H	1	36	72	BTMOT36000SDGME	450	standard metal
	26	1	36	72	BTMOT36000SHGME	530	standard metal
 Moto 3" double column T 27.75"H custom higher height (specify height)	26 x 27.75H	1	36	72	BTMOT360002DGME	630	standard metal
	32 x 27.75H	1	42	72	BTMOT420002DGME	660	standard metal
	36 x 27.75H	1	48	72	BTMOT480002DGME	720	standard metal
	26	1	36	72	BTMOT360002HGME	780	standard metal
	32	1	42	72	BTMOT420002HGME	810	standard metal
 Zoey single column T 27.75"H custom higher height (specify height)	27 x 27.75H	1	36	72	BTZOE36000SDGME	320	standard metal
	33 x 27.75H	1	42	72	BTZOE42000SDGME	340	standard metal
	36	1	48	72	BTMOT480002HGME	870	standard metal
 Zoey double column T 27.75"H custom higher height (specify height)	38 x 27.75H	1	48	72	BTZOE480002DGME	650	standard metal
	47 x 27.75H	1	60	72	BTZOE600002DGME	720	standard metal

(ME) Standard metal powder coat finishes :
 Flat Black (FB), Furniture White (FW), Inner Tone (IT), Light Tone (LT), Medium Tone (MT), Metallic Silver (MS).

* Laminate panels are available for Bassa, email service@symphonytables.com for pricing.

laminate single base options

base	base dim. W x D x H	qty	top depth	max top length when used with media wall	single base model no.	list	laminate grade	
Lastra 6" rectangle 	27.75"H	18 x 6 x 27.75	1	42	72	BLLAR4206D1GL1	790	1
		24 x 6 x 27.75	1	48	72	BLLAR4806D1GL1	900	1
		30 x 6 x 27.75	1	60	72	BLLAR6006D1GL1	1,060	1
	40.75"H	18 x 6 x 40.75	1	42	72	BLLAR4206H1GL2	910	2
		24 x 6 x 40.75	1	48	72	BLLAR4806D1GL2	1,050	2
		30 x 6 x 40.75	1	60	72	BLLAR6006D1GL2	1,230	2
		18 x 6 x 40.75	1	42	72	BLLAR4206H1GL1	960	1
		24 x 6 x 40.75	1	48	72	BLLAR4806H1GL1	1,100	1
		30 x 6 x 40.75	1	60	72	BLLAR6006H1GL1	1,220	1
		18 x 6 x 40.75	1	42	72	BLLAR4206H1GL2	1,130	2
		24 x 6 x 40.75	1	48	72	BLLAR4806H1GL2	1,220	2
		30 x 6 x 40.75	1	60	72	BLLAR6006H1GL2	1,420	2
Lastra 12" rectangle 	27.75"H	18 x 12 x 27.75	1	42	84	BLLAR4212D1GL1	960	1
		24 x 12 x 27.75	1	48	84	BLLAR4812D1GL1	1,070	1
		30 x 12 x 27.75	1	60	84	BLLAR6012D1GL1	1,240	1
	40.75"H	18 x 12 x 27.75	1	42	84	BLLAR4212D1GL2	1,120	2
		24 x 12 x 27.75	1	48	84	BLLAR4812D1GL2	1,260	2
		30 x 12 x 27.75	1	60	84	BLLAR6012D1GL2	1,450	2
		18 x 12 x 40.75	1	42	84	BLLAR4212H1GL1	1,130	1
		24 x 12 x 40.75	1	48	84	BLLAR4812H1GL1	1,330	1
		30 x 12 x 40.75	1	60	84	BLLAR6012H1GL1	1,690	1
		18 x 12 x 40.75	1	42	84	BLLAR4212H1GL2	1,330	2
		24 x 12 x 40.75	1	48	84	BLLAR4812H1GL2	1,570	2
		30 x 12 x 40.75	1	60	84	BLLAR6012H1GL2	2,010	2
Lastra square 	27.75"H	18 x 18 x 27.75	1	36	84	BLLAS36036D1GL1	1,160	1
		20 x 20 x 27.75	1	42	84	BLLAS42042D1GL1	1,180	1
		24 x 24 x 27.75	1	48	90	BLLAS48048D1GL1	1,210	1
		30 x 30 x 27.75	1	54	96	BLLAS54054D1GL1	1,410	1
		36 x 36 x 27.75	1	60	102	BLLAS60060D1GL1	1,600	1
		18 x 18 x 27.75	1	36	72	BLLAS36036D1GL2	1,350	2
	40.75"H	20 x 20 x 27.75	1	42	84	BLLAS42042D1GL2	1,380	2
		24 x 24 x 27.75	1	48	90	BLLAS48048D1GL2	1,420	2
		30 x 30 x 27.75	1	54	96	BLLAS54054D1GL2	1,650	2
		36 x 36 x 27.75	1	60	102	BLLAS60060D1GL2	1,870	2
		18 x 18 x 40.75	1	30	72	BLLAS30030H1GL1	1,260	1
		20 x 20 x 40.75	1	36	72	BLLAS36036H1GL1	1,300	1
		24 x 24 x 40.75	1	42	78	BLLAS42042H1GL1	1,320	1
		30 x 30 x 40.75	1	48	84	BLLAS48048H1GL1	1,640	1
		36 x 36 x 40.75	1	54	90	BLLAS54054H1GL1	1,930	1
		18 x 18 x 40.75	1	30	72	BLLAS30030H1GL2	1,490	2
		20 x 20 x 40.75	1	36	72	BLLAS36036H1GL2	1,520	2
		24 x 24 x 40.75	1	42	78	BLLAS42042H1GL2	1,540	2
30 x 30 x 40.75	1	48	84	BLLAS48048H1GL2	1,930	2		
36 x 36 x 40.75	1	54	90	BLLAS54054H1GL2	2,270	2		




Lastra hinged access door option:
 14.75"H hinged access door (1) for a seated height base, model # **OBLASDH129** - \$190 list each
 15.75"H hinged access door (1) for a standing height base, model # **OBLASDH142** - \$210 list each

Lastra wire management mouse holes come on BOTH SIDES at the top / center of all bases in the set unless the base is specified with no wire management mouse holes, please indicate that you do not want mouse holes on one or both sides of the base in **bold face ALL CAPS** on your PO.

* Lastra rectangle and square interior base dimensions are 1.5" less than the "W x D" dimension listed for each base
 ** the bottom of the Lastra base is open to the floor

laminate single base options

T base	base dim. W x D x H	qty	top depth	max top length when used with media wall	single base model no.	list	laminate grade	
Tambo cylinder 	27.75"H	18 dia. x 27.75	1	36	84	BLTAM36036D1GL1	1,130	1
		20 dia. x 27.75	1	42	84	BLTAM42042D1GL1	1,340	1
		24 dia. x 27.75	1	48	90	BLTAM48048D1GL1	1,470	1
		30 dia. x 27.75	1	54	96	BLTAM54054D1GL1	1,750	1
		36 dia. x 27.75	1	60	102	BLTAM60060D1GL1	2,330	1
		18 dia. x 27.75	1	36	84	BLTAM36036D1GL2	1,220	2
	40.75"H	20 dia. x 27.75	1	42	84	BLTAM42042D1GL2	1,460	2
		24 dia. x 27.75	1	48	90	BLTAM48048D1GL2	1,620	2
		30 dia. x 27.75	1	54	96	BLTAM54054D1GL2	1,910	2
		36 dia. x 27.75	1	60	102	BLTAM60060D1GL2	2,540	2
		18 dia. x 40.75	1	30	72	BLTAM30030H1GL1	1,330	1
		20 dia. x 40.75	1	36	72	BLTAM36036H1GL1	1,570	1
		24 dia. x 40.75	1	42	78	BLTAM42042H1GL1	1,740	1
		30 dia. x 40.75	1	48	84	BLTAM48048H1GL1	2,060	1
		36 dia. x 40.75	1	54	90	BLTAM54054H1GL1	2,730	1
		18 dia. x 40.75	1	30	72	BLTAM30030H1GL2	1,450	2
		20 dia. x 40.75	1	36	72	BLTAM36036H1GL2	1,730	2
		24 dia. x 40.75	1	42	78	BLTAM42042H1GL2	1,900	2
30 dia. x 40.75	1	48	84	BLTAM48048H1GL2	2,240	2		
36 dia. x 40.75	1	54	90	BLTAM54054H1GL2	2,980	2		

Tambo laminate base options:

10 x 10 side hinged curved access door for a cylinder base, model # **OBLTAMWMD** - \$830 list per door
 50 LB ballast bag (14x24x3H plastic rip stop material bag filled with small pebbles/stones), model # **OBLTAMBAL** - \$230 list per bag

* Tambo cylinder bases have 4 metal top plates to mount the base to the top, there is a 10.5" hole centered at the top of the base and a 9.5" hole centered at the bottom of the base. Tambo bases do not come with wire management mouse holes.