

SYMPHONY®

MOTO SERIES

2024 PRICE LIST

version #020524

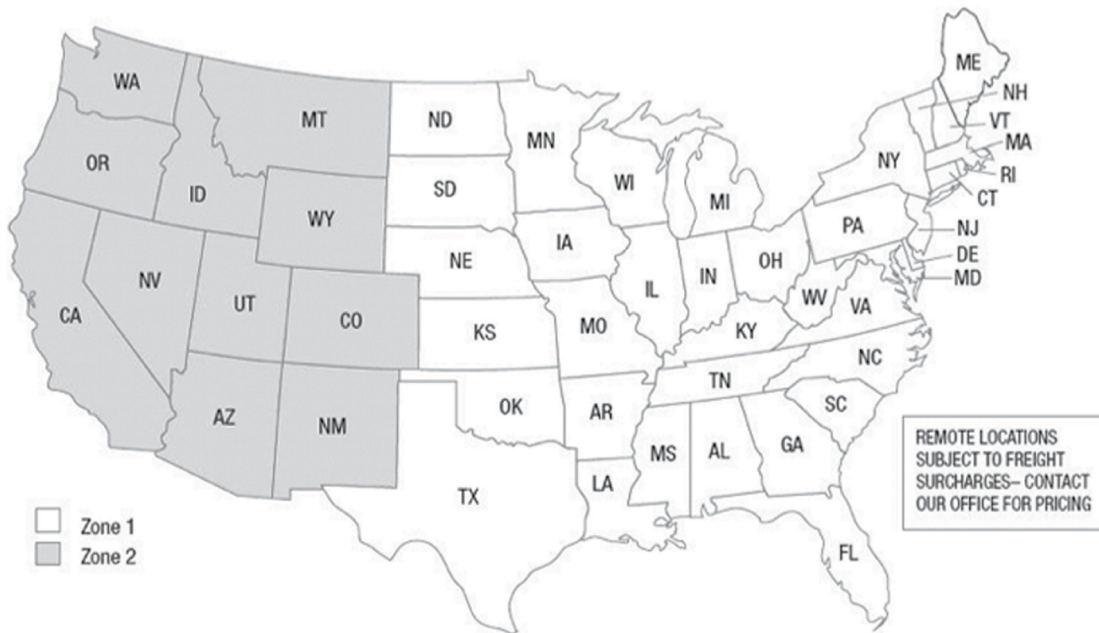
Minimum order / Freight charge

Orders for \$5,000 or more list (contiguous U.S.): freight and minimum order charges included

Orders less than \$5000 list (contiguous U.S.)

Zone 1 \$200 net

Zone 2 \$260 net



Moto bases

fixed T

base	base dim.	max top support	base set qty	base set model no.	list	glide/caster	finish		
Moto fixed T (3" column)	27.75"H	18	24 x 96	2	BTMOT24096SDGME	780	adj glides	standard metal	
		22	30 x 96	2	BTMOT30096SDGME	840	adj glides	standard metal	
		26	36 x 96	2	BTMOT36096SDGME	890	adj glides	standard metal	
	custom higher height (specify height)	18	24 x 96	2	BTMOT24096SDCME	870	2" black locking casters	standard metal	
			22	30 x 96	2	BTMOT30096SDCME	920	2" black locking casters	standard metal
			26	36 x 96	2	BTMOT36096SDCME	980	2" black locking casters	standard metal
		22	24 x 96	2	BTMOT24096SDPME	910	2" premium locking casters	standard metal	
			30 x 96	2	BTMOT30096SDPME	970	2" premium locking casters	standard metal	
			36 x 96	2	BTMOT36096SDPME	1,020	2" premium locking casters	standard metal	
	Moto 2 fixed T (2" column)	27.75"H	18	24 x 96	2	BTMO224096SDGME	620	adj glides	standard metal
			22	30 x 96	2	BTMO230096SDGME	640	adj glides	standard metal
			26	36 x 96	2	BTMO236096SDGME	690	adj glides	standard metal
custom higher height (specify height)		18	24 x 96	2	BTMO224096SDCME	700	2" black locking casters	standard metal	
			22	30 x 96	2	BTMO230096SDCME	730	2" black locking casters	standard metal
			26	36 x 96	2	BTMO236096SDCME	780	2" black locking casters	standard metal
		22	24 x 96	2	BTMO224096SDPME	750	2" premium locking casters	standard metal	
			30 x 96	2	BTMO230096SDPME	770	2" premium locking casters	standard metal	
			36 x 96	2	BTMO236096SDPME	830	2" premium locking casters	standard metal	
custom lower height (specify height)		18	24 x 72	2	BTMO224072SHGME	770	adj glides	standard metal	
			22	30 x 72	2	BTMO230072SHGME	790	adj glides	standard metal
			26	36 x 72	2	BTMO236072SHGME	840	adj glides	standard metal
	22	24 x 72	2	BTMO224072SHCME	850	2" black locking casters	standard metal		
		30 x 72	2	BTMO230072SHCME	880	2" black locking casters	standard metal		
		36 x 72	2	BTMO236072SHCME	930	2" black locking casters	standard metal		
	26	24 x 72	2	BTMO224072SHPME	900	2" premium locking casters	standard metal		
		30 x 72	2	BTMO230072SHPME	920	2" premium locking casters	standard metal		
		36 x 72	2	BTMO236072SHPME	980	2" premium locking casters	standard metal		
	22	24 x 72	2	BTMO224072SLGME	770	adj glides	standard metal		
		30 x 72	2	BTMO230072SLGME	790	adj glides	standard metal		
		36 x 72	2	BTMO236072SLGME	840	adj glides	standard metal		
24 x 72		2	BTMO224072SLCME	850	2" black locking casters	standard metal			
30 x 72		2	BTMO230072SLCME	880	2" black locking casters	standard metal			
36 x 72		2	BTMO236072SLCME	930	2" black locking casters	standard metal			
18	24 x 72	2	BTMO224072SLPME	900	2" premium locking casters	standard metal			
	30 x 72	2	BTMO230072SLPME	920	2" premium locking casters	standard metal			
	36 x 72	2	BTMO236072SLPME	980	2" premium locking casters	standard metal			



C casters
2" black dual wheel locking



P premium casters
2" silver/black dual wheel locking

Standard metal powder coat finishes (ME):
Black Wrinkle, Chateau Brown Wrinkle, Flat Black, Furniture White, Inner Tone, Light Tone, Medium Tone, and Metallic Silver

Note that the bases cannot be spread more than 50" apart at center.

Moto bases

double column T

flip nest T

base	base dim.	max top support	base set qty	base set model no.	list	glide/caster	finish	
Moto double column T (3" column)	26	36 x 96	2	BTMOT360962DGME	1,250	adj glides	standard metal	
		36 x 144	3	BTMOT361442DGME	1,890	adj glides	standard metal	
		42 x 96	2	BTMOT420962DGME	1,330	adj glides	standard metal	
	Moto2 flip nest (2" column) with beam	32	42 x 144	3	BTMOT421442DGME	1,990	adj glides	standard metal
			42 x 192	4	BTMOT421922DGME	2,660	adj glides	standard metal
			48 x 96	2	BTMOT480962DGME	1,430	adj glides	standard metal
		36	48 x 144	3	BTMOT481442DGME	2,130	adj glides	standard metal
			48 x 192	4	BTMOT481922DGME	2,850	adj glides	standard metal
			24 x 60	2	BTMO224060NBGME	1,380	adj glides	standard metal
	without beam	22	30 x 60	2	BTMO230060NBGME	1,390	adj glides	standard metal
			36 x 60	2	BTMO236060NBGME	1,450	adj glides	standard metal
			24 x 72	2	BTMO224072NBGME	1,420	adj glides	standard metal
22		30 x 72	2	BTMO230072NBGME	1,430	adj glides	standard metal	
		36 x 72	2	BTMO236072NBGME	1,490	adj glides	standard metal	
		24 x 60	2	BTMO224060NBPME	1,460	2" black locking casters	standard metal	
22		30 x 60	2	BTMO230060NBPME	1,470	2" black locking casters	standard metal	
		36 x 60	2	BTMO236060NBPME	1,540	2" black locking casters	standard metal	
		24 x 72	2	BTMO224072NBPME	1,510	2" black locking casters	standard metal	
22		30 x 72	2	BTMO230072NBPME	1,520	2" black locking casters	standard metal	
		36 x 72	2	BTMO236072NBPME	1,570	2" black locking casters	standard metal	
		24 x 60	2	BTMO224060NBPME	1,510	2" premium locking casters	standard metal	
22	30 x 60	2	BTMO230060NBPME	1,520	2" premium locking casters	standard metal		
	36 x 60	2	BTMO236060NBPME	1,580	2" premium locking casters	standard metal		
	24 x 72	2	BTMO224072NBPME	1,550	2" premium locking casters	standard metal		
22	30 x 72	2	BTMO230072NBPME	1,560	2" premium locking casters	standard metal		
	36 x 72	2	BTMO236072NBPME	1,620	2" premium locking casters	standard metal		
	24 x 72	2	BTMO224072NEGME	1,210	adj glides	standard metal		
22	30 x 72	2	BTMO230072NEGME	1,230	adj glides	standard metal		
	24 x 72	2	BTMO224072NECME	1,300	2" black locking casters	standard metal		
	30 x 72	2	BTMO230072NECME	1,320	2" black locking casters	standard metal		
22	24 x 72	2	BTMO224072NEPME	1,340	2" premium locking casters	standard metal		
	30 x 72	2	BTMO230072NEPME	1,360	2" premium locking casters	standard metal		



C casters
2" black dual wheel locking



P premium casters
2" silver/black dual wheel locking

Standard metal powder coat finishes (ME):
Black Wrinkle, Chateau Brown Wrinkle, Flat Black, Furniture White, Inner Tone, Light Tone, Medium Tone, and Metallic Silver

Note that the bases cannot be spread more than 50" apart at center.

Moto flip nest bases with a beam do not require top stiffeners

The cost of the top stiffener is included in the standard Symphony top price.
Deduct the following from the list price shown for a top in the top section of the price list


-\$70 list for tops that are 18-24" deep x 60 long (1 stiffener)
-\$90 list for tops that are 18-24" deep x 72 long (1 stiffener)

-\$140 list for tops that are 30-36" deep x 60 long (2 stiffeners)
-\$170 list for tops that are 30-36" deep x 72 long (2 stiffeners)

Note that the "NE" model numbers do not have a beam and therefore the bases cannot be spread more than 50" apart at center when using top stiffeners.

Moto bases

ratchet, crank and electric adjustable height T

base	base dim.	max top support	base set qty	base set model no.	list	glides or casters	finish		
Moto (3" column)									
	ratchet	18	24 x 72	2	BTMOT24072SRGME	1,170	adj glides	standard metal	
		22	30 x 72	2	BTMOT30072SRGME	1,190	adj glides	standard metal	
		26	36 x 72	2	BTMOT36072SRGME	1,230	adj glides	standard metal	
			18	24 x 72	2	BTMOT24072SRCME	1,250	2" black locking casters	standard metal
			22	30 x 72	2	BTMOT30072SRCME	1,280	2" black locking casters	standard metal
			26	36 x 72	2	BTMOT36072SRCME	1,320	2" black locking casters	standard metal
			18	24 x 72	2	BTMOT24072SRPME	1,300	2" premium locking casters	standard metal
			22	30 x 72	2	BTMOT30072SRPME	1,320	2" premium locking casters	standard metal
			26	36 x 72	2	BTMOT36072SRPME	1,360	2" premium locking casters	standard metal
extended range crank		18	24 x 72	2	BTMOT24072SCEGME	1,530	adj glides	standard metal	
		22	30 x 72	2	BTMOT30072SCEGME	1,540	adj glides	standard metal	
		26	36 x 72	2	BTMOT36072SCEGME	1,600	adj glides	standard metal	
			18	24 x 72	2	BTMOT24072SCECME	1,620	2" black locking casters	standard metal
			22	30 x 72	2	BTMOT30072SCECME	1,630	2" black locking casters	standard metal
			26	36 x 72	2	BTMOT36072SCECME	1,680	2" black locking casters	standard metal
			18	24 x 72	2	BTMOT24072SCEPME	1,660	2" premium locking casters	standard metal
			22	30 x 72	2	BTMOT30072SCEPME	1,670	2" premium locking casters	standard metal
			26	36 x 72	2	BTMOT36072SCEPME	1,730	2" premium locking casters	standard metal
	middle range crank		18	24 x 72	2	BTMOT24072SCMGME	1,530	adj glides	standard metal
			22	30 x 72	2	BTMOT30072SCMGME	1,540	adj glides	standard metal
			26	36 x 72	2	BTMOT36072SCMGME	1,600	adj glides	standard metal
			18	24 x 72	2	BTMOT24072SCMCME	1,620	2" black locking casters	standard metal
			22	30 x 72	2	BTMOT30072SCMCME	1,630	2" black locking casters	standard metal
			26	36 x 72	2	BTMOT36072SCMCME	1,680	2" black locking casters	standard metal
short range crank		18	24 x 72	2	BTMOT24072SCMPME	1,660	2" premium locking casters	standard metal	
		22	30 x 72	2	BTMOT30072SCMPME	1,670	2" premium locking casters	standard metal	
		26	36 x 72	2	BTMOT36072SCMPME	1,730	2" premium locking casters	standard metal	
			18	24 x 72	2	BTMOT24072SCSGME	1,530	adj glides	standard metal
			22	30 x 72	2	BTMOT30072SCSGME	1,540	adj glides	standard metal
			26	36 x 72	2	BTMOT36072SCSGME	1,600	adj glides	standard metal
ANSI/BIFMA electric 2-stage basic switch		18	24 x 72	2	BTMO324072SEGME	3,240	adj glides	standard metal	
		22	30 x 72	2	BTMO330072SEGME	3,250	adj glides	standard metal	
		26	36 x 72	2	BTMO336072SEGME	3,280	adj glides	standard metal	
programmable switch		18	24 x 72	2	BTMO324072SPGME	3,360	adj glides	standard metal	
		22	30 x 72	2	BTMO330072SPGME	3,380	adj glides	standard metal	
		26	36 x 72	2	BTMO336072SPGME	3,400	adj glides	standard metal	

C casters
2" black dual wheel locking

P premium casters
2" silver/black dual wheel locking

Standard metal powder coat finishes (ME)
Flat Black, Furniture White, Inner Tone, Light Tone, Medium Tone, and Metallic Silver

** Note that the inner column of Moto height adjustable bases are only available in Flat Black, White or Metallic Silver. Note that Moto White is a shade off and a little creamier than Furniture White. The Moto height adjustable bases inner and outer columns are only available in Flat Black, Moto White and Metallic Silver.

Contact service@symphonytables.com for complete ordering instructions. Height adjustable bases require a higher level of product understanding and installation.

Note that the bases without a beam cannot be spread more than 50" apart at center.

R Ratchet height adjustment
base height range with glides 26" - 35.5" (9.45" range)
base height range with casters 28" - 37.5"

13 positions in 0.78 inch increments
Change positions by manually lifting the table top
Resets to lowest position when lifted to upper stop

C Crank adjustment
extended range: 26" - 43.75" (casters add 2")
middle range: 23.25" - 37" with glides (casters add 2")
short range: 19.75" - 30.5" with glides (casters add 2")
-screw thread adjustment with infinite stop positions
-adjust with manual crank handle which slides under table when not in use
-maximum lifting load 225 lbs for two columns (T base set)
SEG Electric adj. 21" - 47"








- simple up-down control
- maximum lifting load 225 lbs for 2 columns (set of T bases)

SPG Electric adj. 21" - 47"
- programmable keypad control
- maximum lifting load 225 lbs for 2 columns (set of T bases)



Moto bases

pneumatic counter balance adjustable height T

base	base dim.	frame width	top support	base set qty	base set model no.	list	glides or casters	finish
Moto (3" column)								
pneumatic counter balance	18	40.4	24 x 42-48	2	BTMOT24048SNGME	2,710	adj glides	standard metal
					BTMOT24054SNGME	2,730	adj glides	standard metal
	18	40.4	24 x 42-48	2	BTMOT24060SNGME	2,740	adj glides	standard metal
					BTMOT24066SNGME	2,770	adj glides	standard metal
					BTMOT24072SNGME	2,790	adj glides	standard metal
					BTMOT24048SNCME	2,790	2" black locking casters	standard metal
					BTMOT24054SNCME	2,820	2" black locking casters	standard metal
					BTMOT24060SNCME	2,830	2" black locking casters	standard metal
	18	40.4	24 x 42-48	2	BTMOT24066SNCME	2,860	2" black locking casters	standard metal
					BTMOT24072SNCME	2,880	2" black locking casters	standard metal
					BTMOT24048SNPME	2,840	2" premium locking casters	standard metal
					BTMOT24054SNPME	2,860	2" premium locking casters	standard metal
					BTMOT24060SNPME	2,870	2" premium locking casters	standard metal
					BTMOT24066SNPME	2,900	2" premium locking casters	standard metal
	18	40.4	24 x 42-48	2	BTMOT24072SNPME	2,930	2" premium locking casters	standard metal
					BTMOT30048SNGME	2,730	adj glides	standard metal
					BTMOT30054SNGME	2,760	adj glides	standard metal
					BTMOT30060SNGME	2,770	adj glides	standard metal
					BTMOT30066SNGME	2,790	adj glides	standard metal
					BTMOT30072SNGME	2,810	adj glides	standard metal
detail of the mechanism	22	40.4	30 x 42-48	2	BTMOT30048SNCME	2,820	2" black locking casters	standard metal
					BTMOT30054SNCME	2,850	2" black locking casters	standard metal
					BTMOT30060SNCME	2,860	2" black locking casters	standard metal
					BTMOT30066SNCME	2,880	2" black locking casters	standard metal
					BTMOT30072SNCME	2,890	2" black locking casters	standard metal
					BTMOT30048SNPME	2,860	2" premium locking casters	standard metal
	22	40.4	30 x 42-48	2	BTMOT30054SNPME	2,890	2" premium locking casters	standard metal
					BTMOT30060SNPME	2,900	2" premium locking casters	standard metal
					BTMOT30066SNPME	2,930	2" premium locking casters	standard metal
					BTMOT30072SNPME	2,940	2" premium locking casters	standard metal
					BTMOT36048SNGME	2,790	adj glides	standard metal
					BTMOT36054SNGME	2,810	adj glides	standard metal
	26	40.4	36 x 42-48	2	BTMOT36060SNGME	2,830	adj glides	standard metal
					BTMOT36066SNGME	2,840	adj glides	standard metal
					BTMOT36072SNGME	2,860	adj glides	standard metal
					BTMOT36048SNCME	2,880	2" black locking casters	standard metal
					BTMOT36054SNCME	2,890	2" black locking casters	standard metal
					BTMOT36060SNCME	2,920	2" black locking casters	standard metal
	26	40.4	36 x 42-48	2	BTMOT36066SNCME	2,930	2" black locking casters	standard metal
					BTMOT36072SNCME	2,950	2" black locking casters	standard metal
					BTMOT36048SNPME	2,930	2" premium locking casters	standard metal
					BTMOT36054SNPME	2,940	2" premium locking casters	standard metal
					BTMOT36060SNPME	2,960	2" premium locking casters	standard metal
					BTMOT36066SNPME	2,970	2" premium locking casters	standard metal
	26	40.4	36 x 42-48	2	BTMOT36072SNPME	2,990	2" premium locking casters	standard metal
					BTMOT36048SNPME	2,930	2" premium locking casters	standard metal
					BTMOT36054SNPME	2,940	2" premium locking casters	standard metal

C casters
2" black dual wheel locking

P premium casters
2" silver/black dual wheel locking

Standard metal powder coat finishes (ME)
Flat Black, Furniture White, Inner Tone, Light Tone, Medium Tone, and Metallic Silver

** Note that the inner column of Moto height adjustable bases are only available in Flat Black, White or Metallic Silver. Note that Moto White is a shade off and a little creamier than Furniture White. The Moto Counter balance and Ratchet height adjustable bases inner and outer columns are only available in Flat Black, Moto White and Metallic Silver.

Contact service@symphonytables.com for complete ordering instructions. Height adjustable bases require a higher level of product understanding and installation.

Moto bases

nesting crank height adjustable height T

base	base dim.	max top support	base placement (on center) with beam	base set qty	base set model no.	list	glides or casters	finish
Moto nesting/crank retractable handle 3" column	18	24 x 48	30" O.C.	2	BTMOT24048NCGME	2,190	adj glides	standard metal
	18	24 x 54	36" O.C.	2	BTMOT24054NCGME	2,190	adj glides	standard metal
	18	24 x 60	42" O.C.	2	BTMOT24060NCGME	2,190	adj glides	standard metal
	18	24 x 66	48" O.C.	2	BTMOT24066NCGME	2,190	adj glides	standard metal
	18	24 x 72	54" O.C.	2	BTMOT24072NCGME	2,190	adj glides	standard metal
	22	30 x 48	30" O.C.	2	BTMOT30048NCGME	2,220	adj glides	standard metal
	22	30 x 54	36" O.C.	2	BTMOT30054NCGME	2,220	adj glides	standard metal
	22	30 x 60	42" O.C.	2	BTMOT30060NCGME	2,220	adj glides	standard metal
	22	30 x 66	48" O.C.	2	BTMOT30066NCGME	2,220	adj glides	standard metal
	22	30 x 72	54" O.C.	2	BTMOT30072NCGME	2,220	adj glides	standard metal
* top not included	26	36 x 48	30" O.C.	2	BTMOT36048NCGME	2,240	adj glides	standard metal
	26	36 x 54	36" O.C.	2	BTMOT36054NCGME	2,240	adj glides	standard metal
	26	36 x 60	42" O.C.	2	BTMOT36060NCGME	2,240	adj glides	standard metal
	26	36 x 66	48" O.C.	2	BTMOT36066NCGME	2,240	adj glides	standard metal
	26	36 x 72	54" O.C.	2	BTMOT36072NCGME	2,240	adj glides	standard metal
	18	24 x 48	30" O.C.	2	BTMOT24048NCCME	2,310	2" black locking casters	standard metal
	18	24 x 54	36" O.C.	2	BTMOT24054NCCME	2,310	2" black locking casters	standard metal
	18	24 x 60	42" O.C.	2	BTMOT24060NCCME	2,310	2" black locking casters	standard metal
	18	24 x 66	48" O.C.	2	BTMOT24066NCCME	2,310	2" black locking casters	standard metal
	18	24 x 72	54" O.C.	2	BTMOT24072NCCME	2,310	2" black locking casters	standard metal
	22	30 x 48	30" O.C.	2	BTMOT30048NCCME	2,330	2" black locking casters	standard metal
	22	30 x 54	36" O.C.	2	BTMOT30054NCCME	2,330	2" black locking casters	standard metal
	22	30 x 60	42" O.C.	2	BTMOT30060NCCME	2,330	2" black locking casters	standard metal
	22	30 x 66	48" O.C.	2	BTMOT30066NCCME	2,330	2" black locking casters	standard metal
	22	30 x 72	54" O.C.	2	BTMOT30072NCCME	2,330	2" black locking casters	standard metal
	26	36 x 48	30" O.C.	2	BTMOT36048NCCME	2,350	2" black locking casters	standard metal
	26	36 x 54	36" O.C.	2	BTMOT36054NCCME	2,350	2" black locking casters	standard metal
	26	36 x 60	42" O.C.	2	BTMOT36060NCCME	2,350	2" black locking casters	standard metal
	26	36 x 66	48" O.C.	2	BTMOT36066NCCME	2,350	2" black locking casters	standard metal
	26	36 x 72	54" O.C.	2	BTMOT36072NCCME	2,350	2" black locking casters	standard metal
	18	24 x 48	30" O.C.	2	BTMOT24048NCPME	2,340	2" premium locking casters	standard metal
	18	24 x 54	36" O.C.	2	BTMOT24054NCPME	2,340	2" premium locking casters	standard metal
	18	24 x 60	42" O.C.	2	BTMOT24060NCPME	2,340	2" premium locking casters	standard metal
	18	24 x 66	48" O.C.	2	BTMOT24066NCPME	2,340	2" premium locking casters	standard metal
	18	24 x 72	54" O.C.	2	BTMOT24072NCPME	2,340	2" premium locking casters	standard metal
	22	30 x 48	30" O.C.	2	BTMOT30072NCPME	2,360	2" premium locking casters	standard metal
	22	30 x 54	36" O.C.	2	BTMOT30072NCPME	2,360	2" premium locking casters	standard metal
	22	30 x 60	42" O.C.	2	BTMOT30072NCPME	2,360	2" premium locking casters	standard metal
	22	30 x 66	48" O.C.	2	BTMOT30072NCPME	2,360	2" premium locking casters	standard metal
	22	30 x 72	54" O.C.	2	BTMOT30072NCPME	2,360	2" premium locking casters	standard metal
	26	36 x 72	30" O.C.	2	BTMOT36072NCPME	2,380	2" premium locking casters	standard metal
	26	36 x 72	36" O.C.	2	BTMOT36072NCPME	2,380	2" premium locking casters	standard metal
	26	36 x 72	42" O.C.	2	BTMOT36072NCPME	2,380	2" premium locking casters	standard metal
	26	36 x 72	48" O.C.	2	BTMOT36072NCPME	2,380	2" premium locking casters	standard metal
	26	36 x 72	54" O.C.	2	BTMOT36072NCPME	2,380	2" premium locking casters	standard metal

C casters
2" black dual wheel locking

P premium casters (Moto)
2" black/silver dual wheel locking

NC nesting crank height adjustment
retractable handle
24" - 38" height range with glides
26" - 40" height range with casters
Columns inset 9" on center from edge of table top.




Standard metal powder coat finishes (ME)
Black Wrinkle, Chateau Brown Wrinkle, Flat Black, Furniture White, Inner Tone, Light Tone, Medium Tone, and Metallic Silver

** Note that the inner column of Moto height adjustable bases are only available in Flat Black, White or Metallic Silver. Note that Moto White is a shade off and a little creamier than Furniture White. The Moto height adjustable bases inner and outer columns are only available in Flat Black, Moto White and Metallic Silver.

This page was intentionally left blank.


Moto bases

fixed and flip nest C

base	base dim.	max top support	base set qty	base set model no.	list	glides or casters	finish	
	Moto fixed C (3" column)							
	18	24 x 96	2	BCMOT24096SDGME	830	adj glides	standard metal	
	22	30 x 96	2	BCMOT30096SDGME	870	adj glides	standard metal	
	26	36 x 96	2	BCMOT36096SDGME	910	adj glides	standard metal	
	18	24 x 96	2	BCMOT24096SDCME	910	2" black locking casters	standard metal	
	22	30 x 96	2	BCMOT30096SDCME	960	2" black locking casters	standard metal	
	26	36 x 96	2	BCMOT36096SDCME	1,000	2" black locking casters	standard metal	
	18	24 x 96	2	BCMOT24096SDPME	960	2" premium locking casters	standard metal	
	22	30 x 96	2	BCMOT30096SDPME	1,000	2" premium locking casters	standard metal	
	26	36 x 96	2	BCMOT36096SDPME	1,050	2" premium locking casters	standard metal	
		Moto2 fixed C (2" column)						
		18	24 x 96	2	BCMO224096SDGME	680	adj glides	standard metal
22		30 x 96	2	BCMO230096SDGME	720	adj glides	standard metal	
26		36 x 96	2	BCMO236096SDGME	750	adj glides	standard metal	
18		24 x 96	2	BCMO224096SDCME	770	2" black locking casters	standard metal	
22		30 x 96	2	BCMO230096SDCME	800	2" black locking casters	standard metal	
26		36 x 96	2	BCMO236096SDCME	840	2" black locking casters	standard metal	
18		24 x 96	2	BCMO224096SDPME	810	2" premium locking casters	standard metal	
22		30 x 96	2	BCMO230096SDPME	850	2" premium locking casters	standard metal	
26		36 x 96	2	BCMO236096SDPME	880	2" premium locking casters	standard metal	
		Moto2 flip nest C w/ beam (2" column)						
		18	24 x 60	2	BCMO224060NBGME	1,440	adj glides	standard metal
	18	24 x 72	2	BCMO230072NBGME	1,450	adj glides	standard metal	
	22	30 x 60	2	BCMO230060NBGME	1,470	adj glides	standard metal	
	22	30 x 72	2	BCMO230072NBGME	1,490	adj glides	standard metal	
	18	24 x 60	2	BCMO224060NBCME	1,530	2" black locking casters	standard metal	
	18	24 x 72	2	BCMO230072NBCME	1,540	2" black locking casters	standard metal	
	22	30 x 60	2	BCMO230060NBCME	1,560	2" black locking casters	standard metal	
	22	30 x 72	2	BCMO230072NBCME	1,570	2" black locking casters	standard metal	
	18	24 x 60	2	BCMO224060NBPME	1,570	2" premium locking casters	standard metal	
	18	24 x 72	2	BCMO230072NBPME	1,580	2" premium locking casters	standard metal	
	22	30 x 60	2	BCMO230060NBPME	1,610	2" premium locking casters	standard metal	
22	30 x 72	2	BCMO230072NBPME	1,620	2" premium locking casters	standard metal		

Moto flip nest bases with a beam do not require top stiffeners
 The cost of the top stiffener is included in the standard Symphony top price.
 Deduct the following from the list price shown for a top in the top section of the price list

- \$70 list for tops that are 18-24" deep x 60 long (1 stiffener)
- \$90 list for tops that are 18-24" deep x 72 long (1 stiffener)
- \$140 list for tops that are 30-36" deep x 60 long (2 stiffeners)
- \$170 list for tops that are 30-36" deep x 72 long (2 stiffeners)





 **C casters**
 2" black dual wheel locking


 **P premium casters (Moto)**
 2" black/silver dual wheel locking

Standard metal powder coat finishes (ME)
 Black Wrinkle, Chateau Brown Wrinkle, Flat Black, Furniture White, Inner Tone, Light Tone, Medium Tone, and Metallic Silver

Moto bases

crank and electric adjustable height C

base	base dim.	max top support	base set qty	base set model no.	list	glides or casters	finish	
	Moto crank C (3" column)							
	extended range							
	18	24 x 72	2	BCMOT24072SCEGME	1,530	adj glides	standard metal	
	22	30 x 72	2	BCMOT30072SCEGME	1,540	adj glides	standard metal	
	26	36 x 72	2	BCMOT36072SCEGME	1,600	adj glides	standard metal	
	18	24 x 72	2	BCMOT24072SCECME	1,620	2" black locking casters	standard metal	
	22	30 x 72	2	BCMOT30072SCECME	1,630	2" black locking casters	standard metal	
	26	36 x 72	2	BCMOT36072SCECME	1,680	2" black locking casters	standard metal	
	18	24 x 72	2	BCMOT24072SCEPME	1,660	2" premium locking casters	standard metal	
	22	30 x 72	2	BCMOT30072SCEPME	1,670	2" premium locking casters	standard metal	
	26	36 x 72	2	BCMOT36072SCEPME	1,730	2" premium locking casters	standard metal	
		middle range						
18		24 x 72	2	BCMOT24072SCMGME	1,530	adj glides	standard metal	
22		30 x 72	2	BCMOT30072SCMGME	1,540	adj glides	standard metal	
26		36 x 72	2	BCMOT36072SCMGME	1,600	adj glides	standard metal	
18		24 x 72	2	BCMOT24072SCMCME	1,620	2" black locking casters	standard metal	
22		30 x 72	2	BCMOT30072SCMCME	1,630	2" black locking casters	standard metal	
26		36 x 72	2	BCMOT36072SCMCME	1,680	2" black locking casters	standard metal	
18		24 x 72	2	BCMOT24072SCMPME	1,660	2" premium locking casters	standard metal	
22		30 x 72	2	BCMOT30072SCMPME	1,670	2" premium locking casters	standard metal	
26		36 x 72	2	BCMOT36072SCMPME	1,730	2" premium locking casters	standard metal	
		short range						
		18	24 x 72	2	BCMOT24072SCSGME	1,530	adj glides	standard metal
	22	30 x 72	2	BCMOT30072SCSGME	1,540	adj glides	standard metal	
	26	36 x 72	2	BCMOT36072SCSGME	1,600	adj glides	standard metal	
	18	24 x 72	2	BCMOT24072SCSCME	1,620	2" black locking casters	standard metal	
	22	30 x 72	2	BCMOT30072SCSCME	1,630	2" black locking casters	standard metal	
	26	36 x 72	2	BCMOT36072SCSCME	1,680	2" black locking casters	standard metal	
	18	24 x 72	2	BCMOT24072SCSPME	1,660	2" premium locking casters	standard metal	
	22	30 x 72	2	BCMOT30072SCSPME	1,670	2" premium locking casters	standard metal	
	26	36 x 72	2	BCMOT36072SCSPME	1,730	2" premium locking casters	standard metal	
		Moto ANSI/BIFMA electric 2-stage						
		basic switch						
18		24 x 72	2	BCMO324072SEGME	3,240	adj glides	standard metal	
22		30 x 72	2	BCMO330072SEGME	3,250	adj glides	standard metal	
26		36 x 72	2	BCMO336072SEGME	3,280	adj glides	standard metal	
programmable switch								
18		24 x 72	2	BCMO324072SPGME	3,360	adj glides	standard metal	
22		30 x 72	2	BCMO330072SPGME	3,380	adj glides	standard metal	
26		36 x 72	2	BCMO336072SPGME	3,400	adj glides	standard metal	

 **C casters**
 2" black dual wheel locking

 **P premium casters (Moto)**
 2" black/silver dual wheel locking

Standard metal powder coat finishes (ME)
 Black Wrinkle, Chateau Brown Wrinkle, Flat Black, Furniture White, Inner Tone, Light Tone, Medium Tone, and Metallic Silver

** Note that the inner column of Moto height adjustable bases are only available in Flat Black, White or Metallic Silver. Note that Moto White is a shade off and a little creamier than Furniture White. The Moto height adjustable bases inner and outer columns are only available in Flat Black, Moto White and Metallic Silver.



C Crank adjustment
 extended range: 26" - 43.75" (casters add 2")
 middle range: 23.25" - 37" with glides (casters add 2")
 short range: 19.75" - 30.5" with glides (casters add 2")
 -screw thread adjustment with infinite stop positions
 -adjust with manual crank handle which slides under table when not in use
 -maximum lifting load 225 lbs for two columns (T base set)



SEG Electric adj. 21" - 47"
 - simple up-down control
 - maximum lifting load 225 lbs for 2 columns (set of C bases)

SPG Electric adj. 21" - 47"
 - programmable keypad control
 - maximum lifting load 225 lbs for 2 columns (set of C bases)

Moto bases

fixed and flip X


base	base dim.	max top support	base qty	base model no.	list	glides or casters	finish	
Moto fixed X 	27.75"H	22 x 22	24 x 24, 30 rd	1	BXMOT24024SDGME	660	adj glides	standard metal
		26 x 26	30 x 30, 36 rd	1	BXMOT30030SDGME	700	adj glides	standard metal
		32 x 32	36 x 36, 42 rd	1	BXMOT36036SDGME	760	adj glides	standard metal
		36 x 36	42 x 42, 48 rd	1	BXMOT42042SDGME	780	adj glides	standard metal
	22 x 22	24 x 24, 30 rd	1	BXMOT24024SDCME	750	2" black locking casters	standard metal	
	26 x 26	30 x 30, 36 rd	1	BXMOT30030SDCME	790	2" black locking casters	standard metal	
	32 x 32	36 x 36, 42 rd	1	BXMOT36036SDCME	850	2" black locking casters	standard metal	
	36 x 36	42 x 42, 48 rd	1	BXMOT42042SDCME	870	2" black locking casters	standard metal	
	22 x 22	24 x 24, 30 rd	1	BXMOT24024SDPME	790	2" premium locking casters	standard metal	
	26 x 26	30 x 30, 36 rd	1	BXMOT30030SDPME	840	2" premium locking casters	standard metal	
	32 x 32	36 x 36, 42 rd	1	BXMOT36036SDPME	890	2" premium locking casters	standard metal	
	36 x 36	42 x 42, 48 rd	1	BXMOT42042SDPME	910	2" premium locking casters	standard metal	
	40.75"H	22 x 22	24 x 24, 30 rd	1	BXMOT24024SBGME	750	adj glides	standard metal
		26 x 26	30 x 30, 36 rd	1	BXMOT30030SBGME	790	adj glides	standard metal
		32 x 32	36 x 36, 42 rd	1	BXMOT36036SBGME	850	adj glides	standard metal
		36 x 36	42 x 42, 48 rd	1	BXMOT42042SBGME	870	adj glides	standard metal
22 x 22		24 x 24, 30 rd	1	BXMOT24024SBCME	840	2" black locking casters	standard metal	
26 x 26		30 x 30, 36 rd	1	BXMOT30030SBCME	880	2" black locking casters	standard metal	
32 x 32		36 x 36, 42 rd	1	BXMOT36036SBCME	940	2" black locking casters	standard metal	
36 x 36		42 x 42, 48 rd	1	BXMOT42042SBCME	960	2" black locking casters	standard metal	
22 x 22		24 x 24, 30 rd	1	BXMOT24024SBPME	880	2" premium locking casters	standard metal	
26 x 26		30 x 30, 36 rd	1	BXMOT30030SBPME	920	2" premium locking casters	standard metal	
32 x 32		36 x 36, 42 rd	1	BXMOT36036SBPME	980	2" premium locking casters	standard metal	
36 x 36		42 x 42, 48 rd	1	BXMOT42042SBPME	1,000	2" premium locking casters	standard metal	
custom higher height (specify height)		22 x 22	24 x 24, 30 rd	1	BXMOT24024SHGME	750	adj glides	standard metal
		26 x 26	30 x 30, 36 rd	1	BXMOT30030SHGME	790	adj glides	standard metal
		32 x 32	36 x 36, 42 rd	1	BXMOT36036SHGME	850	adj glides	standard metal
		36 x 36	42 x 42, 48 rd	1	BXMOT42042SHGME	870	adj glides	standard metal
	22 x 22	24 x 24, 30 rd	1	BXMOT24024SHCME	840	2" black locking casters	standard metal	
	26 x 26	30 x 30, 36 rd	1	BXMOT30030SHCME	880	2" black locking casters	standard metal	
	32 x 32	36 x 36, 42 rd	1	BXMOT36036SHCME	940	2" black locking casters	standard metal	
	36 x 36	42 x 42, 48 rd	1	BXMOT42042SHCME	960	2" black locking casters	standard metal	
	22 x 22	24 x 24, 30 rd	1	BXMOT24024SHPME	880	2" premium locking casters	standard metal	
	26 x 26	30 x 30, 36 rd	1	BXMOT30030SHPME	920	2" premium locking casters	standard metal	
	32 x 32	36 x 36, 42 rd	1	BXMOT36036SHPME	980	2" premium locking casters	standard metal	
	36 x 36	42 x 42, 48 rd	1	BXMOT42042SHPME	1,000	2" premium locking casters	standard metal	
	custom lower height X (specify height)	22 x 22	24 x 24, 30 rd	1	BXMOT24024SLGME	750	adj glides	standard metal
		26 x 26	30 x 30, 36 rd	1	BXMOT30030SLGME	790	adj glides	standard metal
		32 x 32	36 x 36, 42 rd	1	BXMOT36036SLGME	850	adj glides	standard metal
		36 x 36	42 x 42, 48 rd	1	BXMOT42042SLGME	870	adj glides	standard metal
22 x 22		24 x 24, 30 rd	1	BXMOT24024SLCME	840	2" black locking casters	standard metal	
26 x 26		30 x 30, 36 rd	1	BXMOT30030SLCME	880	2" black locking casters	standard metal	
32 x 32		36 x 36, 42 rd	1	BXMOT36036SLCME	940	2" black locking casters	standard metal	
36 x 36		42 x 42, 48 rd	1	BXMOT42042SLCME	960	2" black locking casters	standard metal	
22 x 22		24 x 24, 30 rd	1	BXMOT24024SLPME	880	2" premium locking casters	standard metal	
26 x 26		30 x 30, 36 rd	1	BXMOT30030SLPME	920	2" premium locking casters	standard metal	
32 x 32		36 x 36, 42 rd	1	BXMOT36036SLPME	980	2" premium locking casters	standard metal	
36 x 36		42 x 42, 48 rd	1	BXMOT42042SLPME	1,000	2" premium locking casters	standard metal	
Moto flip X 		22 x 22	24 x 24, 30 rd	1	BXMOT24024FDGME	920	adj glides	standard metal
		26 x 26	30 x 30, 36 rd	1	BXMOT30030FDGME	980	adj glides	standard metal
		32 x 32	36 x 36, 42 rd	1	BXMOT36036FDGME	1,020	adj glides	standard metal
		22 x 22	24 x 24, 30 rd	1	BXMOT24024FDCME	1,010	2" black locking casters	standard metal
	26 x 26	30 x 30, 36 rd	1	BXMOT30030FDCME	1,070	2" black locking casters	standard metal	
	32 x 32	36 x 36, 42 rd	1	BXMOT36036FDCME	1,110	2" black locking casters	standard metal	
	22 x 22	24 x 24, 30 rd	1	BXMOT24024FDPME	1,060	2" premium locking casters	standard metal	
	32 x 32	36 x 36, 42 rd	1	BXMOT36036FDPME	1,160	2" premium locking casters	standard metal	



-  **C casters**
2" black dual wheel locking
-  **P premium casters**
2" silver/black dual wheel locking

Standard metal powder coat finishes (ME)
Black Wrinkle, Chateau Brown Wrinkle, Flat Black, Furniture White, Inner Tone, Light Tone, Medium Tone and Metallic Silver

Moto bases

ratchet, crank and pneumatic adjustable height X

base	base dim.	max top support	base qty	base model no.	list	glides or casters	finish	
Moto 	ratchet X	22	24 x 24, 30 rd	1	BXMOT24024SRGME	960	adj glides	standard metal
		26	30 x 30, 36 rd	1	BXMOT30030SRGME	1,000	adj glides	standard metal
	22	24 x 24, 30 rd	1	BXMOT24024SRCME	1,050	2" black locking casters	standard metal	
	26	30 x 30, 36 rd	1	BXMOT30030SRCME	1,090	2" black locking casters	standard metal	
	22	24 x 24, 30 rd	1	BXMOT24024SRPME	1,090	2" premium locking casters	standard metal	
	26	30 x 30, 36 rd	1	BXMOT30030SRPME	1,130	2" premium locking casters	standard metal	
	crank X	22	24 x 24, 30 rd	1	BXMOT24024SCGME	1,100	adj glides	standard metal
		26	30 x 30, 36 rd	1	BXMOT30030SCGME	1,160	adj glides	standard metal
	22	24 x 24, 30 rd	1	BXMOT24024SCCME	1,190	2" black locking casters	standard metal	
	26	30 x 30, 36 rd	1	BXMOT30030SCCME	1,240	2" black locking casters	standard metal	
	pneumatic counter balance X	22	24 x 24, 30 rd	1	BXMOT24024SPGME	1,230	2" premium locking casters	standard metal
		26	30 x 30, 36 rd	1	BXMOT30030SPGME	1,290	2" premium locking casters	standard metal
	22 x 22	24 x 24, 30 rd	1	BXMOT24024SPCME	1,400	2" black locking casters	standard metal	
	26 x 26	30 x 30, 36 rd	1	BXMOT30030SPCME	1,440	2" black locking casters	standard metal	
	32 x 32	36 x 36, 42 rd	1	BXMOT36036SPCME	1,470	2" black locking casters	standard metal	
	36 x 36	42 x 42, 48 rd	1	BXMOT42042SPCME	1,520	2" black locking casters	standard metal	
22 x 22	24 x 24, 30 rd	1	BXMOT24024SPPME	1,440	2" premium locking casters	standard metal		
26 x 26	30 x 30, 36 rd	1	BXMOT30030SPPME	1,490	2" premium locking casters	standard metal		
32 x 32	36 x 36, 42 rd	1	BXMOT36036SPPME	1,520	2" premium locking casters	standard metal		
36 x 36	42 x 42, 48 rd	1	BXMOT42042SPPME	1,560	2" premium locking casters	standard metal		

-  **C casters**
2" black dual wheel locking
-  **P premium casters**
2" silver/black dual wheel locking

Standard metal powder coat finishes (ME)
Flat Black, Furniture White, Inner Tone, Light Tone, Medium Tone, and Metallic Silver

** Note that the inner column of Moto height adjustable bases are only available in Flat Black, White or Metallic Silver. Note that Moto White is a shade off and a little creamier than Furniture White. The Moto Counter balance and Ratchet height adjustable bases inner and outer columns are only available in Flat Black, Moto White and Metallic Silver.

R Ratchet height adjustment (Moto)
26" - 35.5" base height range with glides
28" - 37.5" base height range with casters
13 positions in 0.78 inch increments
change positions by manually lifting the table top
resets to lowest position when lifted to upper stop

C Crank adjustment (Moto)
base height range with glides 26" - 43.75"
base height range with casters 28" - 45.75"
-screw thread adjustment with infinite stop positions
-adjust with manual crank handle which slides under table when not in use

P Pneumatic counter balance (Moto)
base height range with glides 26" - 45.5"
base height range with casters 28" - 47.5"
-Must specify the weight of the top and all accessories that will be used on the bases so that the lift capacity can be set properly.

Moto Post bases

2 x 2 inch square

2.75 x 2.75 inch square

base	max top support	base description	mount plate	qty	model no.	list	
Moto base sets (4)							
2 x 2 inch	48 x 48, 60 rd	2" sq column x 27.75"H, adj glides	6 x 6	4	BPMOT4S02SSDGME	860	
	48 x 48, 60 rd	2" sq column cust higher ht, adj glides	6 x 6	4	BPMOT4S02SSHGME	1,290	
	48 x 48, 60 rd	2" sq column cust lower ht, adj glides	6 x 6	4	BPMOT4S02SSLGME	1,090	
	48 x 48, 60 rd	2" sq column x 27.75"H, 2" black casters	6 x 6	4	BPMOT4S02SSDCME	950	
	48 x 48, 60 rd	2" sq column cust higher ht, 2" black casters	6 x 6	4	BPMOT4S02SSHCME	1,380	
	48 x 48, 60 rd	2" sq column x cust lower ht, 2" black casters	6 x 6	4	BPMOT4S02SSLCME	1,190	
	48 x 48, 60 rd	2" sq column x 27.75"H, 2" silver/black casters	6 x 6	4	BPMOT4S02SSDPME	1,000	
	48 x 48, 60 rd	2" sq column cust higher ht, 2" silver/black casters	6 x 6	4	BPMOT4S02SSHPME	1,430	
	48 x 48, 60 rd	2" sq column cust lower ht, 2" silver/black casters	6 x 6	4	BPMOT4S02SSLPME	1,230	
	2.75 x 2.75 inch	48 x 48, 60 rd	2.75" sq column x 27.75"H, adj glides	8 x 8	4	BPMOT4S03SSDGME	990
		48 x 48, 60 rd	2.75" sq column cust higher ht, adj glides	8 x 8	4	BPMOT4S03SSHGME	1,520
		48 x 48, 60 rd	2.75" sq column cust lower ht, adj glides	8 x 8	4	BPMOT4S03SSLGME	1,220
48 x 48, 60 rd		2.75" sq column x 27.75"H, 2" black casters	8 x 8	4	BPMOT4S03SSDCME	1,090	
48 x 48, 60 rd		2.75" sq column cust higher ht, 2" black casters	8 x 8	4	BPMOT4S03SSHCME	1,620	
48 x 48, 60 rd		2.75" sq column cust lower ht, 2" black casters	8 x 8	4	BPMOT4S03SSLCME	1,330	
48 x 48, 60 rd		2.75" sq column x 27.75"H, 2" silver/black casters	8 x 8	4	BPMOT4S03SSDPME	1,140	
48 x 48, 60 rd		2.75" sq column cust higher ht, 2" silver/black casters	8 x 8	4	BPMOT4S03SSHPME	1,660	
48 x 48, 60 rd		2.75" sq column cust lower ht, 2" silver/black casters	8 x 8	4	BPMOT4S03SSLPME	1,380	
Moto single base (1)							
2 x 2 inch		n/a	2" sq column x 27.75"H, adj glide	6 x 6	1	BPMOT1S02SSDGME	210
		n/a	2" sq column cust higher ht, adj glide	6 x 6	1	BPMOT1S02SSHGME	320
	n/a	2" sq column cust lower ht, adj glide	6 x 6	1	BPMOT1S02SSLGME	280	
	n/a	2" sq column x 27.75"H, 2" black caster	6 x 6	1	BPMOT1S02SSDCME	240	
	n/a	2" sq column cust higher ht, 2" black caster	6 x 6	1	BPMOT1S02SSHCME	340	
	n/a	2" sq column cust lower ht, 2" black caster	6 x 6	1	BPMOT1S02SSLCME	300	
2.75 x 2.75 inch	n/a	2" sq column x 27.75"H, 2" silver/black caster	6 x 6	1	BPMOT1S02SSDPME	250	
	n/a	2" sq column cust higher ht, 2" silver/black caster	6 x 6	1	BPMOT1S02SSHPME	350	
	n/a	2" sq column cust lower ht, 2" silver/black caster	6 x 6	1	BPMOT1S02SSLPME	310	
	2.75 x 2.75 inch	n/a	2.75" sq column x 27.75"H, adj glide	8 x 8	1	BPMOT1S03SSDGME	250
		n/a	2.75" sq column cust higher ht, adj glide	8 x 8	1	BPMOT1S03SSHGME	390
		n/a	2.75" sq column cust lower ht, adj glide	8 x 8	1	BPMOT1S03SSLGME	310
2.75 x 2.75 inch	n/a	2.75" sq column x 27.75"H, 2" black casters	8 x 8	1	BPMOT1S03SSDCME	280	
	n/a	2.75" sq column cust higher ht, 2" black casters	8 x 8	1	BPMOT1S03SSHCME	410	
	n/a	2.75" sq column cust lower ht, 2" black casters	8 x 8	1	BPMOT1S03SSLCME	330	
2.75 x 2.75 inch	n/a	2.75" sq column x 27.75"H, 2" silver/black casters	8 x 8	1	BPMOT1S03SSDPME	290	
	n/a	2.75" sq column cust higher ht, 2" silver/black casters	8 x 8	1	BPMOT1S03SSHPME	420	
	n/a	2.75" sq column cust lower ht, 2" silver / black casters	8 x 8	1	BPMOT1S03SSLPME	340	

(ME) Standard metal powder coat finishes:

Black Wrinkle (BW), Chateau Brown Wrinkle (CB), Flat Black (FB), Furniture White (FW), Inner Tone (IT), Light Tone (LT), Medium Tone (MT), Metallic Silver (MS)

Corner mount plate option:

Model number **OBPPCM4V** for a set of 4 post bases - **\$180 list per set**
 Model number **OBPPCM1V** for (1) post base - **\$40 list per base**

Wire Management hole option:

Model # **OBWMMOTO-1.5** for 1.5" dia. wire management mouse holes (top & bottom) for one 3" sq base column - **\$60 list per base**
 Model # **OBWMMOTO** - for 1.25" dia. wire management mouse holes (top & bottom) for one 2" sq base column - **\$60 list per base**



*Moto post legs need to be placed every 48"

Moto Frame bases

no stretcher, 2.5 x 2.5 inch tubing

For complete custom lower height or custom higher height base model number:

- 1. Insert height selection:
- SD** seated height (27.75"H)
- SC** counter height (34.75"H)
- SB** bar height (40.75"H)

base	outside base dimensions	top size with 1" overhang on each side	model no.	seated height (27.75"H) list	counter height (34.75"H) list	bar height (40.75"H) list	glides or casters	finish	
Moto Frame - no stretcher with glides (2.5 x 2.5 inch tubing)									
	22 x 22	24 x 24	BFMOT24024	GME	1,400	1,500	1,580	adj glides	standard metal
	22 x 34	24 x 36	BFMOT24036	GME	1,430	1,520	1,610	adj glides	standard metal
	22 x 40	24 x 42	BFMOT24042	GME	1,440	1,530	1,630	adj glides	standard metal
	22 x 46	24 x 48	BFMOT24048	GME	1,490	1,600	1,670	adj glides	standard metal
	22 x 58	24 x 60	BFMOT24060	GME	1,500	1,610	1,690	adj glides	standard metal
	22 x 70	24 x 72	BFMOT24072	GME	1,540	1,640	1,730	adj glides	standard metal
	28 x 28	30 x 30	BFMOT30030	GME	1,430	1,520	1,610	adj glides	standard metal
	28 x 34	30 x 36	BFMOT30036	GME	1,440	1,530	1,620	adj glides	standard metal
	28 x 40	30 x 42	BFMOT30042	GME	1,450	1,540	1,630	adj glides	standard metal
	28 x 46	30 x 48	BFMOT30048	GME	1,460	1,550	1,640	adj glides	standard metal
	28 x 58	30 x 60	BFMOT30060	GME	1,520	1,620	1,690	adj glides	standard metal
	28 x 70	30 x 72	BFMOT30072	GME	1,550	1,650	1,740	adj glides	standard metal
	34 x 34	36 x 36	BFMOT36036	GME	1,490	1,580	1,660	adj glides	standard metal
	34 x 40	36 x 42	BFMOT36042	GME	1,500	1,600	1,670	adj glides	standard metal
	34 x 46	36 x 48	BFMOT36048	GME	1,510	1,610	1,680	adj glides	standard metal
	34 x 58	36 x 60	BFMOT36060	GME	1,570	1,660	1,750	adj glides	standard metal
	34 x 70	36 x 72	BFMOT36072	GME	1,610	1,690	1,780	adj glides	standard metal
	40 x 40	42 x 42	BFMOT42042	GME	1,510	1,610	1,680	adj glides	standard metal
	40 x 46	42 x 48	BFMOT42048	GME	1,520	1,620	1,690	adj glides	standard metal
	40 x 58	42 x 60	BFMOT42060	GME	1,550	1,650	1,740	adj glides	standard metal
	40 x 70	42 x 72	BFMOT42072	GME	1,580	1,670	1,760	adj glides	standard metal
	46 x 46	48 x 48	BFMOT48048	GME	1,530	1,630	1,720	adj glides	standard metal
	46 x 58	48 x 60	BFMOT48060	GME	1,600	1,680	1,770	adj glides	standard metal
	46 x 70	48 x 72	BFMOT48060	GME	1,630	1,730	1,800	adj glides	standard metal
Moto Frame - no stretcher with 3.5"H industrial black locking casters (2.5 x 2.5 inch tubing)									
	22 x 22	24 x 24	BFMOT24024	CME	1,640	1,740	1,830	casters	standard metal
	22 x 34	24 x 36	BFMOT24036	CME	1,670	1,760	1,850	casters	standard metal
	22 x 40	24 x 42	BFMOT24042	CME	1,680	1,770	1,870	casters	standard metal
	22 x 46	24 x 48	BFMOT24048	CME	1,730	1,840	1,910	casters	standard metal
	22 x 58	24 x 60	BFMOT24060	CME	1,740	1,850	1,940	casters	standard metal
	22 x 70	24 x 72	BFMOT24072	CME	1,780	1,880	1,970	casters	standard metal
	28 x 28	30 x 30	BFMOT30030	CME	1,670	1,760	1,850	casters	standard metal
	28 x 34	30 x 36	BFMOT30036	CME	1,680	1,770	1,860	casters	standard metal
	28 x 40	30 x 42	BFMOT30042	CME	1,690	1,780	1,870	casters	standard metal
	28 x 46	30 x 48	BFMOT30048	CME	1,710	1,790	1,880	casters	standard metal
	28 x 58	30 x 60	BFMOT30060	CME	1,760	1,860	1,940	casters	standard metal
	28 x 70	30 x 72	BFMOT30072	CME	1,790	1,890	1,980	casters	standard metal
	34 x 34	36 x 36	BFMOT36036	CME	1,730	1,830	1,900	casters	standard metal
	34 x 40	36 x 42	BFMOT36042	CME	1,740	1,840	1,910	casters	standard metal
	34 x 46	36 x 48	BFMOT36048	CME	1,750	1,850	1,930	casters	standard metal
	34 x 58	36 x 60	BFMOT36060	CME	1,820	1,900	1,990	casters	standard metal
	34 x 70	36 x 72	BFMOT36072	CME	1,850	1,940	2,020	casters	standard metal
	40 x 40	42 x 42	BFMOT42042	CME	1,750	1,850	1,930	casters	standard metal
	40 x 46	42 x 48	BFMOT42048	CME	1,760	1,860	1,940	casters	standard metal
	40 x 58	42 x 60	BFMOT42060	CME	1,790	1,890	1,980	casters	standard metal
	40 x 70	42 x 72	BFMOT42072	CME	1,830	1,910	2,000	casters	standard metal
	46 x 46	48 x 48	BFMOT48048	CME	1,770	1,870	1,960	casters	standard metal
	46 x 58	48 x 60	BFMOT48060	CME	1,840	1,930	2,010	casters	standard metal
	46 x 70	48 x 72	BFMOT48060	CME	1,870	1,970	2,050	casters	standard metal

(ME) Standard metal powder coat finishes :

Black Wrinkle (BW), Chateau Brown Wrinkle (CB), Flat Black (FB), Furniture White (FW), Inner Tone (IT), Light Tone (LT), Medium Tone (MT), Metallic Silver (MS).

Moto magnetic wire manager for a rectangular or square column:

Model number **OBWMMM18** - **\$120 list per base**
 (wire management holes in the column are not available for the Moto Frame bases with 2.5 x 2.5 inch tubing)



Moto II Frame bases

no stretcher, 2 x 2 inch tubing

For complete custom lower height or custom higher height


base model number:

1. Insert height selection:

SD seated height (27.75"H)

SC counter height (34.75"H)

SB bar height (40.75"H)

base	outside base dimensions	top size with 1.5" overhang on each side	model no.	seated height (27.75"H) list	counter height (34.75"H) list	bar height (40.75"H) list	glides or casters	finish		
Moto II Frame - no stretcher with glides (2 x 2 inch tubing)										
	21 x 21	24 x 24	BFMO224024	GME	1,190	1,290	1,370	adj glides	standard metal	
	21 x 27	24 x 30	BFMO224030	GME	1,210	1,310	1,390	adj glides	standard metal	
	21 x 33	24 x 36	BFMO224036	GME	1,220	1,330	1,400	adj glides	standard metal	
	21 x 39	24 x 42	BFMO224042	GME	1,240	1,340	1,410	adj glides	standard metal	
	21 x 45	24 x 48	BFMO224048	GME	1,270	1,370	1,440	adj glides	standard metal	
	21 x 51	24 x 54	BFMO224054	GME	1,280	1,380	1,460	adj glides	standard metal	
	21 x 57	24 x 60	BFMO224060	GME	1,290	1,390	1,470	adj glides	standard metal	
	21 x 63	24 x 66	BFMO224066	GME	1,300	1,410	1,480	adj glides	standard metal	
	21 x 69	24 x 72	BFMO224072	GME	1,320	1,430	1,500	adj glides	standard metal	
	27 x 27	30 x 30	BFMO230030	GME	1,230	1,340	1,410	adj glides	standard metal	
	27 x 33	30 x 36	BFMO230036	GME	1,240	1,350	1,420	adj glides	standard metal	
	27 x 39	30 x 42	BFMO230042	GME	1,260	1,360	1,440	adj glides	standard metal	
	27 x 45	30 x 48	BFMO230048	GME	1,290	1,390	1,470	adj glides	standard metal	
	27 x 51	30 x 54	BFMO230054	GME	1,310	1,410	1,480	adj glides	standard metal	
	27 x 57	30 x 60	BFMO230060	GME	1,320	1,430	1,500	adj glides	standard metal	
	27 x 63	30 x 66	BFMO230066	GME	1,340	1,450	1,520	adj glides	standard metal	
	27 x 69	30 x 72	BFMO230072	GME	1,350	1,460	1,530	adj glides	standard metal	
	33 x 33	36 x 36	BFMO236036	GME	1,280	1,390	1,460	adj glides	standard metal	
	33 x 39	36 x 42	BFMO236042	GME	1,300	1,410	1,470	adj glides	standard metal	
	33 x 45	36 x 48	BFMO236048	GME	1,310	1,420	1,490	adj glides	standard metal	
	33 x 57	36 x 60	BFMO236060	GME	1,360	1,460	1,530	adj glides	standard metal	
	33 x 63	36 x 66	BFMO236066	GME	1,370	1,480	1,550	adj glides	standard metal	
	33 x 69	36 x 72	BFMO236072	GME	1,390	1,490	1,570	adj glides	standard metal	
	Moto II Frame - no stretcher with 3.5" industrial black locking casters (2 x 2 inch tubing)									
		21 x 21	24 x 24	BFMO224024	CME	1,610	1,710	1,790	casters	standard metal
		21 x 27	24 x 30	BFMO224030	CME	1,630	1,730	1,810	casters	standard metal
		21 x 33	24 x 36	BFMO224036	CME	1,640	1,750	1,820	casters	standard metal
		21 x 39	24 x 42	BFMO224042	CME	1,660	1,760	1,830	casters	standard metal
21 x 45		24 x 48	BFMO224048	CME	1,690	1,790	1,860	casters	standard metal	
21 x 51		24 x 54	BFMO224054	CME	1,700	1,800	1,880	casters	standard metal	
21 x 57		24 x 60	BFMO224060	CME	1,710	1,810	1,890	casters	standard metal	
21 x 63		24 x 66	BFMO224066	CME	1,720	1,830	1,900	casters	standard metal	
21 x 69		24 x 72	BFMO224072	CME	1,740	1,850	1,920	casters	standard metal	
27 x 27		30 x 30	BFMO230030	CME	1,650	1,760	1,830	casters	standard metal	
27 x 33		30 x 36	BFMO230036	CME	1,660	1,770	1,840	casters	standard metal	
27 x 39		30 x 42	BFMO230042	CME	1,680	1,780	1,860	casters	standard metal	
27 x 45		30 x 48	BFMO230048	CME	1,710	1,810	1,890	casters	standard metal	
27 x 51		30 x 54	BFMO230054	CME	1,730	1,830	1,900	casters	standard metal	
27 x 57		30 x 60	BFMO230060	CME	1,740	1,850	1,920	casters	standard metal	
27 x 63		30 x 66	BFMO230066	CME	1,760	1,870	1,940	casters	standard metal	
27 x 69		30 x 72	BFMO230072	CME	1,770	1,880	1,950	casters	standard metal	
33 x 33		36 x 36	BFMO236036	CME	1,700	1,810	1,880	casters	standard metal	
33 x 39		36 x 42	BFMO236042	CME	1,720	1,830	1,890	casters	standard metal	
33 x 45		36 x 48	BFMO236048	CME	1,730	1,840	1,910	casters	standard metal	
33 x 57		36 x 60	BFMO236060	CME	1,780	1,880	1,950	casters	standard metal	
33 x 63		36 x 66	BFMO236066	CME	1,790	1,900	1,970	casters	standard metal	
33 x 69		36 x 72	BFMO236072	CME	1,810	1,910	1,990	casters	standard metal	

(ME) Standard metal powder coat finishes :

Black Wrinkle (BW), Chateau Brown Wrinkle (CB), Flat Black (FB), Furniture White (FW), Inner Tone (IT), Light Tone (LT), Medium Tone (MT), Metallic Silver (MS).

Wire Management hole option:

Model number **OBWMMOTO** for 1.25" dia. wire management holes at the top and bottom of a MotoII Frame base - \$60 list per base

Moto II Frame bases

single stretcher, 2 x 2 inch tubing

For complete custom lower height or custom higher height



base model number:

1. Insert height selection:

SD seated height (27.75"H)

SC counter height (34.75"H)

SB bar height (40.75"H)

base	outside base dimensions	top size with 1.5" overhang on each side	model no.	seated height (27.75"H) list	counter height (34.75"H) list	bar height (40.75"H) list	glides or casters	finish	
Moto II Frame - single stretcher with glides (2 x 2 inch tubing)									
	21 x 27	24 x 30	BFMO324030	GME	1,590	1,690	1,760	adj glides	standard metal
	21 x 33	24 x 36	BFMO324036	GME	1,600	1,710	1,780	adj glides	standard metal
	21 x 39	24 x 42	BFMO324042	GME	1,620	1,730	1,800	adj glides	standard metal
	21 x 45	24 x 48	BFMO324048	GME	1,660	1,770	1,840	adj glides	standard metal
	21 x 51	24 x 54	BFMO324054	GME	1,670	1,800	1,870	adj glides	standard metal
	21 x 57	24 x 60	BFMO324060	GME	1,710	1,810	1,890	adj glides	standard metal
	21 x 63	24 x 66	BFMO324066	GME	1,730	1,840	1,910	adj glides	standard metal
	21 x 69	24 x 72	BFMO324072	GME	1,750	1,860	1,930	adj glides	standard metal
	21 x 81	24 x 84	BFMO324084	GME	1,940	2,040	2,120	adj glides	standard metal
	21 x 93	24 x 96	BFMO324096	GME	2,040	2,140	2,210	adj glides	standard metal
	27 x 33	30 x 36	BFMO330036	GME	1,640	1,750	1,820	adj glides	standard metal
	27 x 39	30 x 42	BFMO330042	GME	1,660	1,760	1,840	adj glides	standard metal
	27 x 45	30 x 48	BFMO330048	GME	1,700	1,800	1,870	adj glides	standard metal
	27 x 51	30 x 54	BFMO330054	GME	1,730	1,840	1,910	adj glides	standard metal
	27 x 57	30 x 60	BFMO330060	GME	1,750	1,860	1,930	adj glides	standard metal
	27 x 63	30 x 66	BFMO330066	GME	1,780	1,890	1,960	adj glides	standard metal
	27 x 69	30 x 72	BFMO330072	GME	1,790	1,900	1,970	adj glides	standard metal
	27 x 81	30 x 84	BFMO330084	GME	1,980	2,090	2,160	adj glides	standard metal
	27 x 93	30 x 96	BFMO330096	GME	2,080	2,180	2,260	adj glides	standard metal
	33 x 39	36 x 42	BFMO336042	GME	1,710	1,820	1,880	adj glides	standard metal
	33 x 45	36 x 48	BFMO336048	GME	1,730	1,840	1,910	adj glides	standard metal
	33 x 57	36 x 60	BFMO336060	GME	1,800	1,900	1,980	adj glides	standard metal
	33 x 63	36 x 66	BFMO336066	GME	1,820	1,930	2,000	adj glides	standard metal
	33 x 69	36 x 72	BFMO336072	GME	1,840	1,940	2,020	adj glides	standard metal
	33 x 81	36 x 84	BFMO336084	GME	2,030	2,140	2,210	adj glides	standard metal
	33 x 93	36 x 96	BFMO336096	GME	2,120	2,230	2,300	adj glides	standard metal
	Moto II Frame - single stretcher with 3.5" industrial black locking casters (2 x 2 inch tubing)								
		21 x 27	24 x 30	BFMO324030	CME	1,980	2,080	2,160	casters
21 x 33		24 x 36	BFMO324036	CME	2,000	2,100	2,180	casters	standard metal
21 x 39		24 x 42	BFMO324042	CME	2,020	2,120	2,190	casters	standard metal
21 x 45		24 x 48	BFMO324048	CME	2,060	2,160	2,230	casters	standard metal
21 x 51		24 x 54	BFMO324054	CME	2,090	2,190	2,260	casters	standard metal
21 x 57		24 x 60	BFMO324060	CME	2,100	2,210	2,280	casters	standard metal
21 x 63		24 x 66	BFMO324066	CME	2,120	2,230	2,300	casters	standard metal
21 x 69		24 x 72	BFMO324072	CME	2,150	2,250	2,320	casters	standard metal
21 x 81		24 x 84	BFMO324084	CME	2,330	2,440	2,510	casters	standard metal
21 x 93		24 x 96	BFMO324096	CME	2,430	2,540	2,610	casters	standard metal
27 x 33		30 x 36	BFMO330036	CME	2,030	2,140	2,210	casters	standard metal
27 x 39		30 x 42	BFMO330042	CME	2,050	2,160	2,230	casters	standard metal
27 x 45		30 x 48	BFMO330048	CME	2,090	2,190	2,260	casters	standard metal
27 x 51		30 x 54	BFMO330054	CME	2,130	2,230	2,300	casters	standard metal
27 x 57		30 x 60	BFMO330060	CME	2,150	2,250	2,330	casters	standard metal
27 x 63		30 x 66	BFMO330066	CME	2,170	2,280	2,350	casters	standard metal
27 x 69		30 x 72	BFMO330072	CME	2,190	2,290	2,360	casters	standard metal
27 x 81		30 x 84	BFMO330084	CME	2,370	2,480	2,550	casters	standard metal
27 x 93		30 x 96	BFMO330096	CME	2,470	2,580	2,650	casters	standard metal
33 x 39		36 x 42	BFMO336042	CME	2,100	2,210	2,280	casters	standard metal
33 x 45		36 x 48	BFMO336048	CME	2,120	2,230	2,300	casters	standard metal
33 x 57		36 x 60	BFMO336060	CME	2,190	2,300	2,370	casters	standard metal
33 x 63		36 x 66	BFMO336066	CME	2,210	2,320	2,390	casters	standard metal
33 x 69		36 x 72	BFMO336072	CME	2,230	2,340	2,410	casters	standard metal
33 x 81		36 x 84	BFMO336084	CME	2,420	2,530	2,600	casters	standard metal
33 x 93		36 x 96	BFMO336096	CME	2,510	2,620	2,690	casters	standard metal

(ME) Standard metal powder coat finishes :

Black Wrinkle (BW), Chateau Brown Wrinkle (CB), Flat Black (FB), Furniture White (FW), Inner Tone (IT), Light Tone (LT), Medium Tone (MT), Metallic Silver (MS).

Moto II Frame bases

dual stretcher, 2 x 2 inch tubing

For complete custom lower height or custom higher height



base model number:

1. Insert height selection:

SD seated height (27.75"H)

SC counter height (34.75"H)

SB bar height (40.75"H)

base	outside base dimensions	top size with 1.5" overhang on each side	model no.	seated height (27.75"H) list	counter height (34.75"H) list	bar height (40.75"H) list	glides or casters	finish	
Moto II Frame - dual stretcher with glides (2 x 2 inch tubing)									
	39 x 39	42 x 42	BFMO342042 ___ GME	2,130	2,210	2,290	adj glides	standard metal	
	39 x 45	42 x 48	BFMO342048 ___ GME	2,150	2,240	2,310	adj glides	standard metal	
	39 x 51	42 x 54	BFMO342054 ___ GME	2,190	2,280	2,350	adj glides	standard metal	
	39 x 57	42 x 60	BFMO342060 ___ GME	2,210	2,290	2,370	adj glides	standard metal	
	39 x 63	42 x 66	BFMO342066 ___ GME	2,240	2,330	2,400	adj glides	standard metal	
	39 x 69	42 x 72	BFMO342072 ___ GME	2,290	2,370	2,450	adj glides	standard metal	
	39 x 81	42 x 84	BFMO342084 ___ GME	2,330	2,410	2,490	adj glides	standard metal	
	39 x 93	42 x 96	BFMO342096 ___ GME	2,610	2,700	2,770	adj glides	standard metal	
	45 x 45	48 x 48	BFMO348048 ___ GME	2,170	2,250	2,330	adj glides	standard metal	
	45 x 57	48 x 60	BFMO348060 ___ GME	2,250	2,340	2,410	adj glides	standard metal	
	45 x 63	48 x 66	BFMO348066 ___ GME	2,280	2,360	2,440	adj glides	standard metal	
	45 x 69	48 x 72	BFMO348072 ___ GME	2,310	2,390	2,470	adj glides	standard metal	
	45 x 81	48 x 84	BFMO348084 ___ GME	2,340	2,420	2,500	adj glides	standard metal	
	45 x 93	48 x 96	BFMO348096 ___ GME	2,630	2,720	2,790	adj glides	standard metal	
	Moto III Frame - dual stretcher with 3.5" industrial black locking casters (2 x 2 inch tubing)								
		39 x 39	42 x 42	BFMO342042 ___ CME	2,520	2,610	2,690	casters	standard metal
		39 x 45	42 x 48	BFMO342048 ___ CME	2,540	2,630	2,700	casters	standard metal
		39 x 51	42 x 54	BFMO342054 ___ CME	2,590	2,670	2,750	casters	standard metal
39 x 57		42 x 60	BFMO342060 ___ CME	2,600	2,690	2,760	casters	standard metal	
39 x 63		42 x 66	BFMO342066 ___ CME	2,640	2,720	2,800	casters	standard metal	
39 x 69		42 x 72	BFMO342072 ___ CME	2,680	2,770	2,840	casters	standard metal	
39 x 81		42 x 84	BFMO342084 ___ CME	2,720	2,810	2,880	casters	standard metal	
39 x 93		42 x 96	BFMO342096 ___ CME	3,000	3,090	3,170	casters	standard metal	
45 x 45		48 x 48	BFMO348048 ___ CME	2,560	2,650	2,720	casters	standard metal	
45 x 57		48 x 60	BFMO348060 ___ CME	2,640	2,730	2,810	casters	standard metal	
45 x 63		48 x 66	BFMO348066 ___ CME	2,670	2,760	2,840	casters	standard metal	
45 x 69		48 x 72	BFMO348072 ___ CME	2,700	2,790	2,860	casters	standard metal	
45 x 81		48 x 84	BFMO348084 ___ CME	2,730	2,820	2,890	casters	standard metal	
45 x 93		48 x 96	BFMO348096 ___ CME	3,020	3,110	3,180	casters	standard metal	

(ME) Standard metal powder coat finishes :

Black Wrinkle (BW), Chateau Brown Wrinkle (CB), Flat Black (FB), Furniture White (FW), Inner Tone (IT), Light Tone (LT), Medium Tone (MT), Metallic Silver (MS).

Wire Management hole option:

Model number **OBWMMOTO** for 1.25" dia. wire management holes at the top and bottom of a Moto II Frame base - **\$60 list per base**

This page was intentionally left blank.