

# SYMPHONY®

## KELLER SERIES

### 2023 PRICE LIST

version #062323

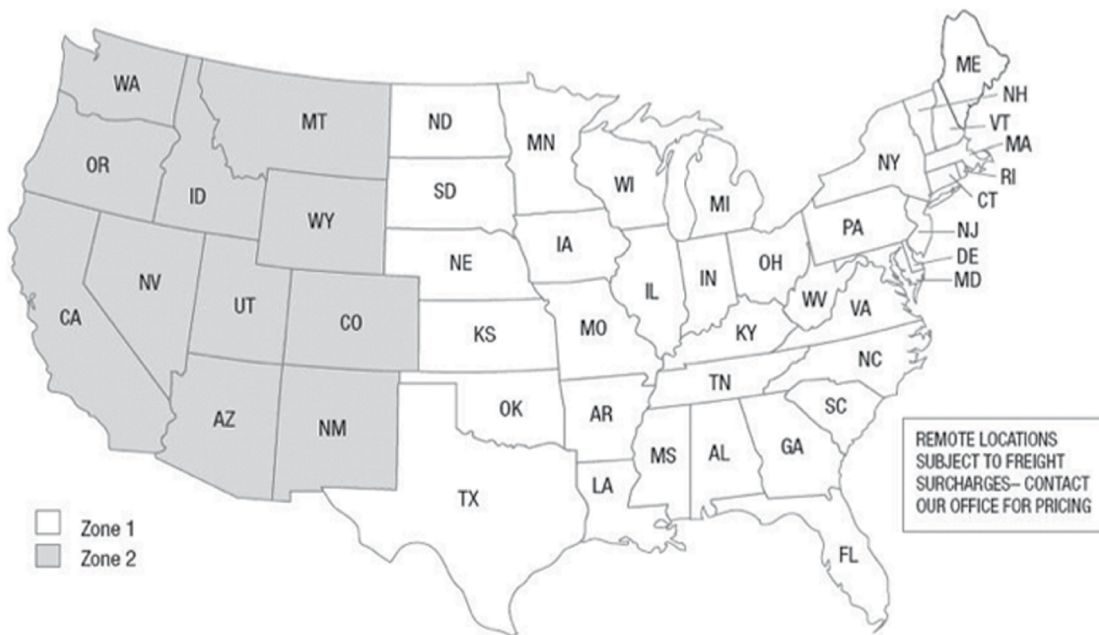
#### Minimum order / Freight charge

Orders for \$5,000 or more list (contiguous U.S.): freight and minimum order charges included

Orders less than \$5000 list (contiguous U.S.)


Zone 1 \$200 net

Zone 2 \$260 net



# Keller bases

# Keller bases

base	base dim.	max top support	base qty	base set model no.	list	glides or casters	finish	
	27.75"H	15	20 x 96	2	BTKEL20096SDGME	620	adj glides	standard metal
		20	24 x 96	2	BTKEL24096SDGME	660	adj glides	standard metal
		26	36 x 96	2	BTKEL36096SDGME	720	adj glides	standard metal
		33	42 x 96	2	BTKEL42096SDGME	890	adj glides	standard metal
		38	48 x 96	2	BTKEL48096SDGME	1,060	adj glides	standard metal
		15	20 x 96	2	BTKEL20096SDCME	700	2" black hard casters	standard metal
		20	24 x 96	2	BTKEL24096SDCME	740	2" black hard casters	standard metal
		26	36 x 96	2	BTKEL36096SDCME	800	2" black hard casters	standard metal
		33	42 x 96	2	BTKEL42096SDCME	970	2" black hard casters	standard metal
		38	48 x 96	2	BTKEL48096SDCME	1,140	2" black hard casters	standard metal
		15	20 x 96	2	BTKEL20096SDSME	820	2" black soft casters	standard metal
		20	24 x 96	2	BTKEL24096SDSME	860	2" black soft casters	standard metal
		26	36 x 96	2	BTKEL36096SDSME	920	2" black soft casters	standard metal
		33	42 x 96	2	BTKEL42096SDSME	1,090	2" black soft casters	standard metal
		38	48 x 96	2	BTKEL48096SDSME	1,260	2" black soft casters	standard metal
		15	20 x 96	2	BTKEL20096SDGPO	840	adj glides	polished
		20	24 x 96	2	BTKEL24096SDGPO	880	adj glides	polished
		26	36 x 96	2	BTKEL36096SDGPO	940	adj glides	polished
		33	42 x 96	2	BTKEL42096SDGPO	1,090	adj glides	polished
		38	48 x 96	2	BTKEL48096SDGPO	1,270	adj glides	polished
		15	20 x 96	2	BTKEL20096SDCPO	920	2" black hard casters	polished
		20	24 x 96	2	BTKEL24096SDCPO	960	2" black hard casters	polished
		26	36 x 96	2	BTKEL36096SDCPO	1,020	2" black hard casters	polished
		33	42 x 96	2	BTKEL42096SDCPO	1,170	2" black hard casters	polished
		38	48 x 96	2	BTKEL48096SDCPO	1,350	2" black hard casters	polished
		15	20 x 96	2	BTKEL20096SDSPO	1,040	2" black soft casters	polished
		20	24 x 96	2	BTKEL24096SDSPO	1,080	2" black soft casters	polished
		26	36 x 96	2	BTKEL36096SDSPO	1,140	2" black soft casters	polished
		33	42 x 96	2	BTKEL42096SDSPO	1,290	2" black soft casters	polished
		38	48 x 96	2	BTKEL48096SDSPO	1,470	2" black soft casters	polished

For complete custom lower height or custom higher height base model number:

1. Insert height selection:

**SH** custom Higher fixed height - specify height up to 40.75"H

**SL** custom Lower fixed height - specify height

custom height (specify height)	15	20 x 72	2	BTKEL20072_GME	770	adj glides	standard metal	
	20	24 x 72	2	BTKEL24072_GME	810	adj glides	standard metal	
	26	36 x 72	2	BTKEL36072_GME	870	adj glides	standard metal	
	15	20 x 72	2	BTKEL20072_CME	850	2" black hard casters	standard metal	
	20	24 x 72	2	BTKEL24072_CME	890	2" black hard casters	standard metal	
	26	36 x 72	2	BTKEL36072_CME	950	2" black hard casters	standard metal	
	15	20 x 72	2	BTKEL20072_SME	970	2" black soft casters	standard metal	
	20	24 x 72	2	BTKEL24072_SME	1,010	2" black soft casters	standard metal	
	26	36 x 72	2	BTKEL36072_SME	1,070	2" black soft casters	standard metal	
	15	20 x 72	2	BTKEL20072_GPO	990	adj glides	polished	
	20	24 x 72	2	BTKEL24072_GPO	1,030	adj glides	polished	
	26	36 x 72	2	BTKEL36072_GPO	1,090	adj glides	polished	
	15	20 x 72	2	BTKEL20072_CPO	1,070	2" black hard casters	polished	
	20	24 x 72	2	BTKEL24072_CPO	1,110	2" black hard casters	polished	
	26	36 x 72	2	BTKEL36072_CPO	1,170	2" black hard casters	polished	
	15	20 x 72	2	BTKEL20072_SPO	1,190	2" black soft casters	polished	
	20	24 x 72	2	BTKEL24072_SPO	1,230	2" black soft casters	polished	
	26	36 x 72	2	BTKEL36072_SPO	1,290	2" black soft casters	polished	
	Keller spring clip T	15	20 x 72	2	BTKEL20072SSGME	920	adj glides	standard metal
		20	24 x 72	2	BTKEL24072SSGME	960	adj glides	standard metal
		26	36 x 72	2	BTKEL36072SSGME	1,020	adj glides	standard metal
		33	42 x 72	2	BTKEL42072SSGME	1,190	adj glides	standard metal
		15	20 x 72	2	BTKEL20072SSCME	1,000	2" black hard casters	standard metal
		20	24 x 72	2	BTKEL24072SSCME	1,040	2" black hard casters	standard metal
		26	36 x 72	2	BTKEL36072SSCME	1,100	2" black hard casters	standard metal
		33	42 x 72	2	BTKEL42072SSCME	1,270	2" black hard casters	standard metal
		15	20 x 72	2	BTKEL20072SSSME	1,040	2" black soft casters	standard metal
		20	24 x 72	2	BTKEL24072SSSME	1,080	2" black soft casters	standard metal
		26	36 x 72	2	BTKEL36072SSSME	1,140	2" black soft casters	standard metal
		33	42 x 72	2	BTKEL42072SSSME	1,310	2" black soft casters	standard metal


**C** hard casters  
2" black dual wheel locking hard casters (for carpet)

**S** soft casters  
2" black dual wheel locking soft casters (for hard floors)

**Standard metal powder coat finishes (ME):**  
Black Wrinkle, Chateau Brown Wrinkle, Flat Black, Furniture White, Inner Tone, Light Tone, Medium Tone, and Metallic Silver

**(PO) Polished aluminum / chrome finish** (not available on adj height bases)

Note that Keller bases cannot be spread more than 50" apart at center when using top stiffeners.

base	base dim.	max top support	base qty	base set model no.	list	glide/caster	finish			
	27.75"H	15	20 x 72	2	BTKEL20072NEGME	1,060	adj glides	standard metal		
		20	24 x 72	2	BTKEL24072NEGME	1,110	adj glides	standard metal		
		26	36 x 72	2	BTKEL36072NEGME	1,160	adj glides	standard metal		
		15	20 x 72	2	BTKEL20072NECME	1,140	2" black hard casters	standard metal		
		20	24 x 72	2	BTKEL24072NECME	1,190	2" black hard casters	standard metal		
		26	36 x 72	2	BTKEL36072NECME	1,240	2" black hard casters	standard metal		
		15	20 x 72	2	BTKEL20072NESME	1,180	2" black soft casters	standard metal		
		20	24 x 72	2	BTKEL24072NESME	1,230	2" black soft casters	standard metal		
		26	36 x 72	2	BTKEL36072NESME	1,280	2" black soft casters	standard metal		
		15	20 x 72	2	BTKEL20072NEGPO	1,280	adj glides	polished		
		20	24 x 72	2	BTKEL24072NEGPO	1,320	adj glides	polished		
		26	36 x 72	2	BTKEL36072NEGPO	1,380	adj glides	polished		
		15	20 x 72	2	BTKEL20072NECPO	1,360	2" black hard casters	polished		
		20	24 x 72	2	BTKEL24072NECPO	1,400	2" black hard casters	polished		
		26	36 x 72	2	BTKEL36072NECPO	1,460	2" black hard casters	polished		
		15	20 x 72	2	BTKEL20072NESPO	1,400	2" black soft casters	polished		
		20	24 x 72	2	BTKEL24072NESPO	1,440	2" black soft casters	polished		
		26	36 x 72	2	BTKEL36072NESPO	1,500	2" black soft casters	polished		
		Keller nesting spring clip T	15	20 x 72	2	BTKEL20072NSGME	1,360	adj glides	standard metal	
			20	24 x 72	2	BTKEL24072NSGME	1,400	adj glides	standard metal	
			26	36 x 72	2	BTKEL36072NSGME	1,460	adj glides	standard metal	
			15	20 x 72	2	BTKEL20072NSCME	1,440	2" black hard casters	standard metal	
			20	24 x 72	2	BTKEL24072NSCME	1,480	2" black hard casters	standard metal	
			26	36 x 72	2	BTKEL36072NSCME	1,540	2" black hard casters	standard metal	
			15	20 x 72	2	BTKEL20072NSSME	1,480	2" black soft casters	standard metal	
			20	24 x 72	2	BTKEL24072NSSME	1,520	2" black soft casters	standard metal	
			26	36 x 72	2	BTKEL36072NSSME	1,580	2" black soft casters	standard metal	
			Keller fixed double column T	34	48 x 96	2	BTKEL480962DGME	1,180	adj glides	standard metal
				34	48 x 144	3	BTKEL481442DGME	1,770	adj glides	standard metal
				34	48 x 192	4	BTKEL481922DGME	2,360	adj glides	standard metal
40	60 x 96	2		BTKEL600962DGME	1,280	adj glides	standard metal			
40	60 x 144	3		BTKEL601442DGME	1,920	adj glides	standard metal			
40	60 x 192	4		BTKEL601922DGME	2,560	adj glides	standard metal			
34	48 x 96	2		BTKEL480962DGPO	1,590	adj glides	polished			
34	48 x 144	3		BTKEL481442DGPO	2,400	adj glides	polished			
34	48 x 192	4		BTKEL481922DGPO	3,190	adj glides	polished			
40	60 x 96	2		BTKEL600962DGPO	1,700	adj glides	polished			
40	60 x 144	3		BTKEL601442DGPO	2,540	adj glides	polished			
40	60 x 192	4		BTKEL601922DGPO	3,400	adj glides	polished			

## THE FOLLOWING SINGLE (1) KELLER T BASES CAN BE USED WITH A MEDIA WALL OR MEDIA BASE AND TOPS UP TO 72" LONG:

Keller Fixed T (1)	27.75"H	26	36D up to 72L	1	BTKEL36000SDGME	480	adj glides	standard metal
	33	42D up to 72L	1	BTKEL42000SDGME	570	adj glides	standard metal	
	38	48D up to 72L	1	BTKEL48000SDGME	640	adj glides	standard metal	
	26	36D up to 72L	1	BTKEL36000SDGPO	570	adj glides	polished	
	33	42D up to 72L	1	BTKEL42000SDGPO	660	adj glides	polished	
	38	48D up to 72L	1	BTKEL48000SDGPO	750	adj glides	polished	
	26	36D up to 72L	1	BTKEL36000SHGME	550	adj glides	standard metal	
	33	42D up to 72L	1	BTKEL42000SHGME	640	adj glides	standard metal	
	38	48D up to 72L	1	BTKEL48000SHGME	710	adj glides	standard metal	
	26	36D up to 72L	1	BTKEL36000SHGPO	660	adj glides	polished	
	33	42D up to 72L	1	BTKEL42000SHGPO	750	adj glides	polished	
	38	48D up to 72L	1	BTKEL48000SHGPO	830	adj glides	polished	
Keller double column T (1)	34	48D up to 72L	1	BTKEL480002DGME	590	adj glides	standard metal	
	40	60D up to 72L	1	BTKEL600002DGME	640	adj glides	standard metal	
	34	48D up to 72L	1	BTKEL480002DGPO	790	adj glides	polished	
	40	60D up to 72L	1	BTKEL600002DGPO	850	adj glides	polished	
	34	48D up to 72L	1	BTKEL480002HGME	730	adj glides	standard metal	
	40	60D up to 72L	1	BTKEL600002HGME	780	adj glides	standard metal	
	34	48D up to 72L	1	BTKEL480002HGPO	970	adj glides	polished	
	40	60D up to 72L	1	BTKEL600002HGPO	1,020	adj glides	polished	

**C** hard casters  
2" black dual wheel locking hard casters (for carpet)





**S** soft casters  
2" black dual wheel locking soft casters (for hard floors)

**Standard metal powder coat finishes (ME):**  
Black Wrinkle, Chateau Brown Wrinkle, Flat Black, Furniture White, Inner Tone, Light Tone, Medium Tone, and Metallic Silver

**(PO) Polished aluminum / chrome finish** (not available on adj height bases)

Note that Keller bases cannot be spread more than 50" apart at center when using top stiffeners.

# Keller bases

base	base dim.	max top support	base qty	base set model no.	list	glide/caster	finish
Keller fixed C 	27.75"H	15	2	BCKEL20096SDGME	620	adj glides	standard metal
		22	2	BCKEL24096SDGME	670	adj glides	standard metal
		27	2	BCKEL30096SDGME	720	adj glides	standard metal
	27	15	2	BCKEL20096SDCME	700	2" black hard casters	standard metal
		22	2	BCKEL24096SDCME	750	2" black hard casters	standard metal
		27	2	BCKEL30096SDCME	800	2" black hard casters	standard metal
	27	15	2	BCKEL20096SDSME	740	2" black soft casters	standard metal
		22	2	BCKEL24096SDSME	790	2" black soft casters	standard metal
		27	2	BCKEL30096SDSME	840	2" black soft casters	standard metal
	27	15	2	BCKEL20096SDGPO	840	adj glides	polished
		22	2	BCKEL24096SDGPO	890	adj glides	polished
		27	2	BCKEL30096SDGPO	940	adj glides	polished
	27	15	2	BCKEL20096SDCPO	920	2" black hard casters	polished
		22	2	BCKEL24096SDCPO	970	2" black hard casters	polished
		27	2	BCKEL30096SDCPO	1,020	2" black hard casters	polished
	27	15	2	BCKEL20096SDSPO	960	2" black soft casters	polished
		22	2	BCKEL24096SDSPO	1,010	2" black soft casters	polished
		27	2	BCKEL30096SDSPO	1,060	2" black soft casters	polished
Keller flip nest C 	27.75"H	15	2	BCKEL20072NEGME	1,060	adj glides	standard metal
		22	2	BCKEL24072NEGME	1,110	adj glides	standard metal
		27	2	BCKEL30072NEGME	1,160	adj glides	standard metal
	27	15	2	BCKEL20072NECME	1,140	2" black hard casters	standard metal
		22	2	BCKEL24072NECME	1,190	2" black hard casters	standard metal
		27	2	BCKEL30072NECME	1,240	2" black hard casters	standard metal
	27	15	2	BCKEL20072NESME	1,180	2" black soft casters	standard metal
		22	2	BCKEL24072NESME	1,230	2" black soft casters	standard metal
		27	2	BCKEL30072NESME	1,280	2" black soft casters	standard metal
	27	15	2	BCKEL20072NEGPO	1,280	adj glides	polished
		22	2	BCKEL24072NEGPO	1,320	adj glides	polished
		27	2	BCKEL30072NEGPO	1,380	adj glides	polished
	27	15	2	BCKEL20072NECPO	1,360	2" black hard casters	polished
		22	2	BCKEL24072NECPO	1,400	2" black hard casters	polished
		27	2	BCKEL30072NECPO	1,460	2" black hard casters	polished
	27	15	2	BCKEL20072NESPO	1,400	2" black soft casters	polished
		22	2	BCKEL24072NESPO	1,440	2" black soft casters	polished
		27	2	BCKEL30072NESPO	1,500	2" black soft casters	polished
Keller spring clip C 	24.75" - 33.75" ht. range	15	2	BCKEL20072SSGME	920	adj glides	standard metal
		22	2	BCKEL24072SSGME	970	adj glides	standard metal
		27	2	BCKEL30072SSGME	1,020	adj glides	standard metal
	27	15	2	BCKEL20072SSCME	1,000	2" black hard casters	standard metal
		22	2	BCKEL24072SSCME	1,050	2" black hard casters	standard metal
		27	2	BCKEL30072SSCME	1,100	2" black hard casters	standard metal
Keller V base set (no stretcher) 	27.75"H	17.5	2	BVKEL24060SDGME	730	adj glides	standard metal
		23	2	BVKEL30060SDGME	760	adj glides	standard metal
		17.5	2	BVKEL24060SDCME	810	2" black hard casters	standard metal
	27	23	2	BVKEL30060SDCME	840	2" black hard casters	standard metal
		17.5	2	BVKEL24060SDSME	850	2" black soft casters	standard metal
		23	2	BVKEL30060SDSME	880	2" black soft casters	standard metal
*only available on tops up to 30 x 60	27	17.5	2	BVKEL24060SDGPO	940	adj glides	polished
		23	2	BVKEL30060SDGPO	980	adj glides	polished
		17.5	2	BVKEL24060SDCPO	1,020	2" black hard casters	polished
	27	23	2	BVKEL30060SDCPO	1,060	2" black hard casters	polished
		17.5	2	BVKEL24060SDSPO	1,060	2" black soft casters	polished
		23	2	BVKEL30060SDSPO	1,100	2" black soft casters	polished


**C casters**  
2" black dual wheel locking hard casters (for carpet)

**S casters**  
2" black dual wheel locking soft casters (for hard floors)

**Standard metal powder coat finishes (ME)**  
Black Wrinkle, Chateau Brown Wrinkle, Flat Black, Furniture White, Inner Tone, Light Tone, Medium Tone and Metallic Silver

**Premium Polished Finish (PO)**  
Polished Aluminum/Steel

# Keller bases

base	base dim.	max top support	base qty	base set model no.	list	glide/caster	finish
Keller fixed X 	27.75"H	20 x 20	1	BXKEL24024SDGME	530	adj glides	standard metal
		26 x 26	1	BXKEL30030SDGME	590	adj glides	standard metal
		33 x 33	1	BXKEL36036SDGME	660	adj glides	standard metal
	27	38 x 38	1	BXKEL42042SDGME	790	adj glides	standard metal
		20 x 20	1	BXKEL24024SDCME	610	2" black hard casters	standard metal
		26 x 26	1	BXKEL30030SDCME	670	2" black hard casters	standard metal
	27	33 x 33	1	BXKEL36036SDCME	740	2" black hard casters	standard metal
		38 x 38	1	BXKEL42042SDCME	870	2" black hard casters	standard metal
		20 x 20	1	BXKEL24024SDSME	650	2" black soft casters	standard metal
	27	26 x 26	1	BXKEL30030SDSME	710	2" black soft casters	standard metal
		33 x 33	1	BXKEL36036SDSME	780	2" black soft casters	standard metal
		38 x 38	1	BXKEL42042SDSME	910	2" black soft casters	standard metal
	27	20 x 20	1	BXKEL24024SDGPO	680	adj glides	polished
		26 x 26	1	BXKEL30030SDGPO	740	adj glides	polished
		33 x 33	1	BXKEL36036SDGPO	810	adj glides	polished
	27	38 x 38	1	BXKEL42042SDGPO	930	adj glides	polished
		20 x 20	1	BXKEL24024SDCPO	760	2" black hard casters	polished
		26 x 26	1	BXKEL30030SDCPO	820	2" black hard casters	polished
	27	33 x 33	1	BXKEL36036SDCPO	890	2" black hard casters	polished
		38 x 38	1	BXKEL42042SDCPO	1,010	2" black hard casters	polished
		20 x 20	1	BXKEL24024SDSPO	800	2" black soft casters	polished
	27	26 x 26	1	BXKEL30030SDSPO	860	2" black soft casters	polished
		33 x 33	1	BXKEL36036SDSPO	930	2" black soft casters	polished
		38 x 38	1	BXKEL42042SDSPO	1,050	2" black soft casters	polished

For complete custom lower height or custom higher height base model number:

- Insert height selection:  
**SB** bar height (40.75"H)  
**SH** custom Higher fixed height - specify height  
**SL** custom Lower fixed height - specify height

bar or custom height	base dim.	max top support	base qty	base set model no.	list	glide/caster	finish
20 x 20	24 x 24	24 rd	1	BXKEL24024__GME	620	adj glides	standard metal
	26 x 26	30 x 30, 36 rd	1	BXKEL30030__GME	680	adj glides	standard metal
	33 x 33	36 x 36, 42 rd	1	BXKEL36036__GME	750	adj glides	standard metal
20 x 20	38 x 38	42 x 42, 48 rd	1	BXKEL42042__GME	880	adj glides	standard metal
	20 x 20	24 x 24, 24 rd	1	BXKEL24024__CME	700	2" black hard casters	standard metal
	26 x 26	30 x 30, 36 rd	1	BXKEL30030__CME	760	2" black hard casters	standard metal
20 x 20	33 x 33	36 x 36, 42 rd	1	BXKEL36036__CME	830	2" black hard casters	standard metal
	38 x 38	42 x 42, 48 rd	1	BXKEL42042__CME	960	2" black hard casters	standard metal
	20 x 20	24 x 24, 24 rd	1	BXKEL24024__SME	740	2" black soft casters	standard metal
20 x 20	26 x 26	30 x 30, 36 rd	1	BXKEL30030__SME	800	2" black soft casters	standard metal
	33 x 33	36 x 36, 42 rd	1	BXKEL36036__SME	870	2" black soft casters	standard metal
	38 x 38	42 x 42, 48 rd	1	BXKEL42042__SME	1,000	2" black soft casters	standard metal
20 x 20	20 x 20	24 x 24, 24 rd	1	BXKEL24024__GPO	770	adj glides	polished
	26 x 26	30 x 30, 36 rd	1	BXKEL30030__GPO	830	adj glides	polished
	33 x 33	36 x 36, 42 rd	1	BXKEL36036__GPO	900	adj glides	polished
20 x 20	38 x 38	42 x 42, 48 rd	1	BXKEL42042__GPO	1,020	adj glides	polished
	20 x 20	24 x 24, 24 rd	1	BXKEL24024__CPO	850	2" black hard casters	polished
	26 x 26	30 x 30, 36 rd	1	BXKEL30030__CPO	910	2" black hard casters	polished
20 x 20	33 x 33	36 x 36, 42 rd	1	BXKEL36036__CPO	980	2" black hard casters	polished
	38 x 38	42 x 42, 48 rd	1	BXKEL42042__CPO	1,100	2" black hard casters	polished
	20 x 20	24 x 24, 24 rd	1	BXKEL24024__SPO	890	2" black soft casters	polished
20 x 20	26 x 26	30 x 30, 36 rd	1	BXKEL30030__SPO	950	2" black soft casters	polished
	33 x 33	36 x 36, 42 rd	1	BXKEL36036__SPO	1,020	2" black soft casters	polished
	38 x 38	42 x 42, 48 rd	1	BXKEL42042__SPO	1,140	2" black soft casters	polished

**C casters**  
2" black dual wheel locking hard casters (for carpet)

**S casters**  
2" black dual wheel locking soft casters (for hard floors)



**Standard metal powder coat finishes (ME)**  
Black Wrinkle, Chateau Brown Wrinkle, Flat Black, Furniture White, Inner Tone, Light Tone, Medium Tone and Metallic Silver

**Premium Polished Finish (PO)**  
Polished Aluminum/Steel

Power module cone shaped top plate - #OBXWMPCC \$350 list  
Note that the cone cannot be made with the polished finish, black or white paint is available for the cone with a polished base. The Circo power unit can be used with this cone wire manager.

Wire management hole set (2) in column - #OBTWMH2G \$50 list  
each hole is 1.25" x 2.25". Removeable grommets narrows hole to 1.25" diameter (not available on adj ht bases). The wire management grommet cannot be made with the polished finish.

# Keller bases

base	base dim.	max top support	base qty	base model no.	list	glides or casters	finish	
Keller offset X 	27.75"H	20 x 26	24 x 30	1	BXKEL24030SDGME	590	adj glides	standard metal
	20 x 33	24 x 36	1	BXKEL24036SDGME	620	adj glides	standard metal	
	20 x 38	24 x 42	1	BXKEL24042SDGME	740	adj glides	standard metal	
	26 x 33	30 x 36	1	BXKEL30036SDGME	650	adj glides	standard metal	
	26 x 38	30 x 42	1	BXKEL30042SDGME	770	adj glides	standard metal	
	33 x 38	36 x 42	1	BXKEL36042SDGME	780	adj glides	standard metal	
	20 x 26	24 x 30	1	BXKEL24030SDCME	670	2" black hard casters	standard metal	
	20 x 33	24 x 36	1	BXKEL24036SDCME	700	2" black hard casters	standard metal	
	20 x 38	24 x 42	1	BXKEL24042SDCME	820	2" black hard casters	standard metal	
	26 x 33	30 x 36	1	BXKEL30036SDCME	730	2" black hard casters	standard metal	
	26 x 38	30 x 42	1	BXKEL30042SDCME	850	2" black hard casters	standard metal	
	33 x 38	36 x 42	1	BXKEL36042SDCME	860	2" black hard casters	standard metal	
	20 x 26	24 x 30	1	BXKEL24030SDSME	710	2" black soft casters	standard metal	
	20 x 33	24 x 36	1	BXKEL24036SDSME	740	2" black soft casters	standard metal	
	20 x 38	24 x 42	1	BXKEL24042SDSME	860	2" black soft casters	standard metal	
	26 x 33	30 x 36	1	BXKEL30036SDSME	770	2" black soft casters	standard metal	
	26 x 38	30 x 42	1	BXKEL30042SDSME	890	2" black soft casters	standard metal	
	33 x 38	36 x 42	1	BXKEL36042SDSME	900	2" black soft casters	standard metal	
	20 x 26	24 x 30	1	BXKEL24030SDGPO	720	adj glides	polished	
	20 x 33	24 x 36	1	BXKEL24036SDGPO	740	adj glides	polished	
	20 x 38	24 x 42	1	BXKEL24042SDGPO	820	adj glides	polished	
	26 x 33	30 x 36	1	BXKEL30036SDGPO	780	adj glides	polished	
	26 x 38	30 x 42	1	BXKEL30042SDGPO	870	adj glides	polished	
	33 x 38	36 x 42	1	BXKEL36042SDGPO	880	adj glides	polished	
	20 x 26	24 x 30	1	BXKEL24030SDCPO	800	2" black hard casters	polished	
	20 x 33	24 x 36	1	BXKEL24036SDCPO	820	2" black hard casters	polished	
	20 x 38	24 x 42	1	BXKEL24042SDCPO	900	2" black hard casters	polished	
	26 x 33	30 x 36	1	BXKEL30036SDCPO	860	2" black hard casters	polished	
	26 x 38	30 x 42	1	BXKEL30042SDCPO	950	2" black hard casters	polished	
	33 x 38	36 x 42	1	BXKEL36042SDCPO	960	2" black hard casters	polished	
	20 x 26	24 x 30	1	BXKEL24030SDSPO	840	2" black soft casters	polished	
	20 x 33	24 x 36	1	BXKEL24036SDSPO	860	2" black soft casters	polished	
	20 x 38	24 x 42	1	BXKEL24042SDSPO	940	2" black soft casters	polished	
26 x 33	30 x 36	1	BXKEL30036SDSPO	900	2" black soft casters	polished		
26 x 38	30 x 42	1	BXKEL30042SDSPO	990	2" black soft casters	polished		
33 x 38	36 x 42	1	BXKEL36042SDSPO	1,000	2" black soft casters	polished		
Keller flip X 	27.75"H	20 x 20	24 x 24, 24 rd	1	BXKEL24024FDGME	820	adj glides	standard metal
	26 x 26	30 x 30, 36 rd	1	BXKEL30030FDGME	880	adj glides	standard metal	
	33 x 33	36 x 36, 42 rd	1	BXKEL36036FDGME	950	adj glides	standard metal	
	38 x 38	42 x 42, 48 rd	1	BXKEL42042FDGME	1,070	adj glides	standard metal	
	20 x 20	24 x 24, 24 rd	1	BXKEL24024FDCME	900	2" black hard casters	standard metal	
	26 x 26	30 x 30, 36 rd	1	BXKEL30030FDCME	960	2" black hard casters	standard metal	
	33 x 33	36 x 36, 42 rd	1	BXKEL36036FDCME	1,030	2" black hard casters	standard metal	
	38 x 38	42 x 42, 48 rd	1	BXKEL42042FDCME	1,150	2" black hard casters	standard metal	
	20 x 20	24 x 24, 24 rd	1	BXKEL24024FDSME	940	2" black soft casters	standard metal	
	26 x 26	30 x 30, 36 rd	1	BXKEL30030FDSME	1,000	2" black soft casters	standard metal	
	33 x 33	36 x 36, 42 rd	1	BXKEL36036FDSME	1,070	2" black soft casters	standard metal	
	38 x 38	42 x 42, 48 rd	1	BXKEL42042FDSME	1,190	2" black soft casters	standard metal	
	20 x 20	24 x 24, 24 rd	1	BXKEL24024FDGPO	970	adj glides	polished	
	26 x 26	30 x 30, 36 rd	1	BXKEL30030FDGPO	1,030	adj glides	polished	
	33 x 33	36 x 36, 42 rd	1	BXKEL36036FDGPO	1,100	adj glides	polished	
	38 x 38	42 x 42, 48 rd	1	BXKEL42042FDGPO	1,220	adj glides	polished	
	20 x 20	24 x 24, 24 rd	1	BXKEL24024FDCPO	1,050	2" black hard casters	polished	
	26 x 26	30 x 30, 36 rd	1	BXKEL30030FDCPO	1,110	2" black hard casters	polished	
	33 x 33	36 x 36, 42 rd	1	BXKEL36036FDCPO	1,180	2" black hard casters	polished	
	38 x 38	42 x 42, 48 rd	1	BXKEL42042FDCPO	1,300	2" black hard casters	polished	
	20 x 20	24 x 24, 24 rd	1	BXKEL24024FDSPO	1,090	2" black soft casters	polished	
	26 x 26	30 x 30, 36 rd	1	BXKEL30030FDSPO	1,150	2" black soft casters	polished	
	33 x 33	36 x 36, 42 rd	1	BXKEL36036FDSPO	1,220	2" black soft casters	polished	
	38 x 38	42 x 42, 48 rd	1	BXKEL42042FDSPO	1,340	2" black soft casters	polished	



**C** hard casters  
2" black dual wheel locking hard casters (for carpet)

**S** soft casters  
2" black dual wheel locking soft casters (for hard floors)

**Standard metal powder coat finishes (ME):**  
Black Wrinkle, Chateau Brown Wrinkle, Flat Black, Furniture White, Inner Tone, Light Tone, Medium Tone, and Metallic Silver

**(PO) Polished aluminum / chrome finish** (not available on adj height bases)

# Keller bases

base	base dim.	max top support	base qty	base model no.	list	glides or casters	finish		
Keller spring clip X 	27.75" - 33.75" height range	20 x 20	24 x 24, 24 rd	1	BXKEL24024SSGME	780	adj glides	standard metal	
	26 x 26	30 x 30, 36 rd	1	BXKEL30030SSGME	830	adj glides	standard metal		
	33 x 33	36 x 36, 42 rd	1	BXKEL36036SSGME	910	adj glides	standard metal		
	20 x 20	24 x 24, 24 rd	1	BXKEL24024SSCME	860	2" black hard casters	standard metal		
	26 x 26	30 x 30, 36 rd	1	BXKEL30030SSCME	910	2" black hard casters	standard metal		
	33 x 33	36 x 36, 42 rd	1	BXKEL36036SSCME	990	2" black hard casters	standard metal		
	20 x 20	24 x 24, 24 rd	1	BXKEL24024SSSME	900	2" black soft casters	standard metal		
	26 x 26	30 x 30, 36 rd	1	BXKEL30030SSSME	950	2" black soft casters	standard metal		
	33 x 33	36 x 36, 42 rd	1	BXKEL36036SSSME	1,030	2" black soft casters	standard metal		
	Keller 4 column X 	27.75"H	38 x 38	48 x 48, 60 rd	1	BXKEL480484DGME	1,280	adj glides	standard metal
		46 x 46	54 x 54, 66 rd	1	BXKEL540544DGME	1,370	adj glides	standard metal	
		58 x 58	60 x 60, 72 rd	1	BXKEL600604DGME	1,430	adj glides	standard metal	
38 x 38		48 x 48, 60 rd	1	BXKEL480484DCME	1,360	2" black hard casters	standard metal		
46 x 46		54 x 54, 66 rd	1	BXKEL540544DCME	1,450	2" black hard casters	standard metal		
58 x 58		60 x 60, 72 rd	1	BXKEL600604DCME	1,510	2" black hard casters	standard metal		
38 x 38		48 x 48, 60 rd	1	BXKEL480484DSME	1,400	2" black soft casters	standard metal		
46 x 46		54 x 54, 66 rd	1	BXKEL540544DSME	1,490	2" black soft casters	standard metal		
58 x 58		60 x 60, 72 rd	1	BXKEL600604DSME	1,550	2" black soft casters	standard metal		
38 x 38		48 x 48, 60 rd	1	BXKEL480484DGPO	1,800	adj glides	polished		
46 x 46		54 x 54, 66 rd	1	BXKEL540544DGPO	1,890	adj glides	polished		
58 x 58		60 x 60, 72 rd	1	BXKEL600604DGPO	1,950	adj glides	polished		
38 x 38		48 x 48, 60 rd	1	BXKEL480484DCPO	1,880	2" black hard casters	polished		
46 x 46		54 x 54, 66 rd	1	BXKEL540544DCPO	1,970	2" black hard casters	polished		
58 x 58		60 x 60, 72 rd	1	BXKEL600604DCPO	2,030	2" black hard casters	polished		
38 x 38		48 x 48, 60 rd	1	BXKEL480484DSPO	1,920	2" black soft casters	polished		
46 x 46		54 x 54, 66 rd	1	BXKEL540544DSPO	2,010	2" black soft casters	polished		
58 x 58		60 x 60, 72 rd	1	BXKEL600604DSPO	2,070	2" black soft casters	polished		
custom taller height (specify height)		38 x 38	48 x 48, 60 rd	1	BXKEL480484HGME	1,530	adj glides	standard metal	
		46 x 46	54 x 54, 66 rd	1	BXKEL540544HGME	1,620	adj glides	standard metal	
		58 x 58	60 x 60, 72 rd	1	BXKEL600604HGME	1,680	adj glides	standard metal	
		38 x 38	48 x 48, 60 rd	1	BXKEL480484HCME	1,610	2" black hard casters	standard metal	
		46 x 46	54 x 54, 66 rd	1	BXKEL540544HCME	1,700	2" black hard casters	standard metal	
		58 x 58	60 x 60, 72 rd	1	BXKEL600604HCME	1,760	2" black hard casters	standard metal	
	38 x 38	48 x 48, 60 rd	1	BXKEL480484HSME	1,610	2" black soft casters	standard metal		
	46 x 46	54 x 54, 66 rd	1	BXKEL540544HSME	1,700	2" black soft casters	standard metal		
	58 x 58	60 x 60, 72 rd	1	BXKEL600604HSME	1,760	2" black soft casters	standard metal		
	38 x 38	48 x 48, 60 rd	1	BXKEL480484HGPO	2,050	adj glides	polished		
	46 x 46	54 x 54, 66 rd	1	BXKEL540544HGPO	2,140	adj glides	polished		
	58 x 58	60 x 60, 72 rd	1	BXKEL600604HGPO	2,200	adj glides	polished		
Keller media base with perforated metal panels	27.75"H	51 x 51	48 x 60, 54 sq, 60 rd	1	BMKEL540544DGME	2,810	adj glides	standard metal	
	40.75"H	56 x 56	60 x 72, 60 sq, 72 rd	1	BMKEL600604DGME	2,850	adj glides	standard metal	
	51 x 51	48 x 60, 54 sq, 60 rd	1	BMKEL540544BGME	3,360	adj glides	standard metal		
	56 x 56	60 x 72, 60 sq, 72 rd	1	BMKEL600604BGME	3,390	adj glides	standard metal		

**C** hard casters  
2" black dual wheel locking hard casters (for carpet)

**S** soft casters  
2" black dual wheel locking soft casters (for hard floors)





**Standard metal powder coat finishes (ME):**  
Black Wrinkle, Chateau Brown Wrinkle, Flat Black, Furniture White, Inner Tone, Light Tone, Medium Tone, and Metallic Silver

**(PO) Polished aluminum / chrome finish** (not available on adj height bases)

**Power module cone shaped top plate - #OBXWMPCC \$350 list**  
Note that the cone cannot be made with the polished finish, black or white paint is available for the cone with a polished base.  
The Circo power unit can be used with this cone wire manager.  
\*not available on flip top or 4 column X bases

**Wire management hole set (2) in column - #OBTWMH2G \$50 list**  
each hole is 1.25" x 2.25". Removeable grommets narrows hole to 1.25" diameter (not available on adj ht bases).  
The wire management grommet cannot be made with the polished finish.

# Keller bases

base	base dim.	max top support	base qty	base model no.	list	glides or casters	finish
Keller fixed tripod Y 	20 x 20	24 x 24, 24 rd	1	BYKEL24024SDGME	500	adj glides	standard metal
	26 x 26	30 x 30, 30 rd	1	BYKEL30030SDGME	550	adj glides	standard metal
	33 x 33	36 x 36, 36 rd	1	BYKEL36036SDGME	600	adj glides	standard metal
	20 x 20	24 x 24, 24 rd	1	BYKEL24024SDCME	560	2" black hard casters	standard metal
	26 x 26	30 x 30, 30 rd	1	BYKEL30030SDCME	610	2" black hard casters	standard metal
	33 x 33	36 x 36, 36 rd	1	BYKEL36036SDCME	660	2" black hard casters	standard metal
	20 x 20	24 x 24, 24 rd	1	BYKEL24024SDSME	590	2" black soft casters	standard metal
	26 x 26	30 x 30, 30 rd	1	BYKEL30030SDSME	640	2" black soft casters	standard metal
	33 x 33	36 x 36, 36 rd	1	BYKEL36036SDSME	690	2" black soft casters	standard metal
	20 x 20	24 x 24, 24 rd	1	BYKEL24024SDGPO	640	adj glides	polished
	26 x 26	30 x 30, 30 rd	1	BYKEL30030SDGPO	690	adj glides	polished
	33 x 33	36 x 36, 36 rd	1	BYKEL36036SDGPO	740	adj glides	polished
custom lower height	20 x 20	24 x 24, 24 rd	1	BYKEL24024SDCPO	700	2" black hard casters	polished
	26 x 26	30 x 30, 30 rd	1	BYKEL30030SDCPO	750	2" black hard casters	polished
	33 x 33	36 x 36, 36 rd	1	BYKEL36036SDCPO	800	2" black hard casters	polished
	20 x 20	24 x 24, 24 rd	1	BYKEL24024SDSPO	730	2" black soft casters	polished
	26 x 26	30 x 30, 30 rd	1	BYKEL30030SDSPO	780	2" black soft casters	polished
	33 x 33	36 x 36, 36 rd	1	BYKEL36036SDSPO	830	2" black soft casters	polished
	20 x 20	24 x 24, 24 rd	1	BYKEL24024SLGME	590	adj glides	standard metal
	26 x 26	30 x 30, 30 rd	1	BYKEL30030SLGME	640	adj glides	standard metal
	33 x 33	36 x 36, 36 rd	1	BYKEL36036SLGME	690	adj glides	standard metal
	20 x 20	24 x 24, 24 rd	1	BYKEL24024SLCME	650	2" black hard casters	standard metal
	26 x 26	30 x 30, 30 rd	1	BYKEL30030SLCME	700	2" black hard casters	standard metal
	33 x 33	36 x 36, 36 rd	1	BYKEL36036SLCME	750	2" black hard casters	standard metal
Keller flip tripod Y 	20 x 20	24 x 24, 24 rd	1	BYKEL24024SLSME	680	2" black soft casters	standard metal
	26 x 26	30 x 30, 30 rd	1	BYKEL30030SLSME	730	2" black soft casters	standard metal
	33 x 33	36 x 36, 36 rd	1	BYKEL36036SLSME	780	2" black soft casters	standard metal
	20 x 20	24 x 24, 24 rd	1	BYKEL24024SLGPO	730	adj glides	polished
	26 x 26	30 x 30, 30 rd	1	BYKEL30030SLGPO	780	adj glides	polished
	33 x 33	36 x 36, 36 rd	1	BYKEL36036SLGPO	830	adj glides	polished
	20 x 20	24 x 24, 24 rd	1	BYKEL24024SLCPO	790	2" black hard casters	polished
	26 x 26	30 x 30, 30 rd	1	BYKEL30030SLCPO	840	2" black hard casters	polished
	33 x 33	36 x 36, 36 rd	1	BYKEL36036SLCPO	890	2" black hard casters	polished
	20 x 20	24 x 24, 24 rd	1	BYKEL24024SLSPO	820	2" black soft casters	polished
	26 x 26	30 x 30, 30 rd	1	BYKEL30030SLSPO	870	2" black soft casters	polished
	33 x 33	36 x 36, 36 rd	1	BYKEL36036SLSPO	920	2" black soft casters	polished
Keller flip tripod Y 	20 x 20	24 x 24, 24 rd	1	BYKEL24024FDGME	760	adj glides	standard metal
	26 x 26	30 x 30, 30 rd	1	BYKEL30030FDGME	810	adj glides	standard metal
	33 x 33	36 x 36, 36 rd	1	BYKEL36036FDGME	860	adj glides	standard metal
	20 x 20	24 x 24, 24 rd	1	BYKEL24024FDCME	820	2" black hard casters	standard metal
	26 x 26	30 x 30, 30 rd	1	BYKEL30030FDCME	870	2" black hard casters	standard metal
	33 x 33	36 x 36, 36 rd	1	BYKEL36036FDCME	920	2" black hard casters	standard metal
	20 x 20	24 x 24, 24 rd	1	BYKEL24024FDSME	850	2" black soft casters	standard metal
	26 x 26	30 x 30, 30 rd	1	BYKEL30030FDSME	900	2" black soft casters	standard metal
	33 x 33	36 x 36, 36 rd	1	BYKEL36036FDSME	950	2" black soft casters	standard metal
	20 x 20	24 x 24, 24 rd	1	BYKEL24024FDGPO	910	adj glides	polished
	26 x 26	30 x 30, 30 rd	1	BYKEL30030FDGPO	960	adj glides	polished
	33 x 33	36 x 36, 36 rd	1	BYKEL36036FDGPO	1,010	adj glides	polished
Keller spring clip tripod Y 	20 x 20	24 x 24, 24 rd	1	BYKEL24024FDCPO	970	2" black hard casters	polished
	26 x 26	30 x 30, 30 rd	1	BYKEL30030FDCPO	1,020	2" black hard casters	polished
	33 x 33	36 x 36, 36 rd	1	BYKEL36036FDCPO	1,070	2" black hard casters	polished
	20 x 20	24 x 24, 24 rd	1	BYKEL24024FDSPO	1,000	2" black soft casters	polished
	26 x 26	30 x 30, 30 rd	1	BYKEL30030FDSPO	1,050	2" black soft casters	polished
	33 x 33	36 x 36, 36 rd	1	BYKEL36036FDSPO	1,100	2" black soft casters	polished
	20 x 20	24 x 24, 24 rd	1	BYKEL24024SSGME	740	adj glides	standard metal
	26 x 26	30 x 30, 30 rd	1	BYKEL30030SSGME	790	adj glides	standard metal
	33 x 33	36 x 36, 36 rd	1	BYKEL36036SSGME	840	adj glides	standard metal
	20 x 20	24 x 24, 24 rd	1	BYKEL24024SSCME	800	2" black hard casters	standard metal
	26 x 26	30 x 30, 30 rd	1	BYKEL30030SSCME	850	2" black hard casters	standard metal
	33 x 33	36 x 36, 36 rd	1	BYKEL36036SSCME	900	2" black hard casters	standard metal
24.75" - 33.75" height range	20 x 20	24 x 24, 24 rd	1	BYKEL24024SSSME	830	2" black soft casters	standard metal
	26 x 26	30 x 30, 30 rd	1	BYKEL30030SSSME	880	2" black soft casters	standard metal
	33 x 33	36 x 36, 36 rd	1	BYKEL36036SSSME	930	2" black soft casters	standard metal



**C** hard casters  
2" black dual wheel locking hard casters (for carpet)

**S** soft casters  
2" black dual wheel locking soft casters (for hard floors)

**Standard metal powder coat finishes (ME):**  
Black Wrinkle, Chateau Brown Wrinkle, Flat Black, Furniture White, Inner Tone, Light Tone, Medium Tone, and Metallic Silver

**(PQ) Polished aluminum / chrome finish** (not available on adj height bases)

# Keller bases

base	base dim.	max top support	base qty	base model no.	list	glides or casters	finish	
Keller fixed V base set (no stretcher) 	27.75"H	17.5	24 x 60	2	BVKEL24060SDGME	730	adj glides	standard metal
	23	30 x 60	2	BVKEL30060SDGME	760	adj glides	standard metal	
	17.5	24 x 60	2	BVKEL24060SDCME	810	2" black hard casters	standard metal	
	23	30 x 60	2	BVKEL30060SDCME	840	2" black hard casters	standard metal	
	17.5	24 x 60	2	BVKEL24060SDSME	850	2" black soft casters	standard metal	
	23	30 x 60	2	BVKEL30060SDSME	880	2" black soft casters	standard metal	
	17.5	24 x 60	2	BVKEL24060SDGPO	940	adj glides	polished	
	23	30 x 60	2	BVKEL30060SDGPO	980	adj glides	polished	
	17.5	24 x 60	2	BVKEL24060SDCPO	1,020	2" black hard casters	polished	
	23	30 x 60	2	BVKEL30060SDCPO	1,060	2" black hard casters	polished	
	17.5	24 x 60	2	BVKEL24060SDSPO	1,060	2" black soft casters	polished	
	23	30 x 60	2	BVKEL30060SDSPO	1,100	2" black soft casters	polished	
Keller flip nest V base set (no stretcher) 	27.75"H	17.5	24 x 60	2	BVKEL24060NEGME	1,170	adj glides	standard metal
	23	30 x 60	2	BVKEL30060NEGME	1,230	adj glides	standard metal	
	17.5	24 x 60	2	BVKEL24060NECME	1,250	2" black hard casters	standard metal	
	23	30 x 60	2	BVKEL30060NECME	1,310	2" black hard casters	standard metal	
	17.5	24 x 60	2	BVKEL24060NESME	1,290	2" black soft casters	standard metal	
	23	30 x 60	2	BVKEL30060NESME	1,350	2" black soft casters	standard metal	
	17.5	24 x 60	2	BVKEL24060NEGPO	1,390	adj glides	polished	
	23	30 x 60	2	BVKEL30060NEGPO	1,450	adj glides	polished	
	17.5	24 x 60	2	BVKEL24060NECPO	1,470	2" black hard casters	polished	
	23	30 x 60	2	BVKEL30060NECPO	1,530	2" black hard casters	polished	
	17.5	24 x 60	2	BVKEL24060NESPO	1,510	2" black soft casters	polished	
	23	30 x 60	2	BVKEL30060NESPO	1,570	2" black soft casters	polished	

**C** hard casters  
2" black dual wheel locking hard casters (for carpet)

**S** soft casters  
2" black dual wheel locking soft casters (for hard floors)

**Standard metal powder coat finishes (ME):**  
Black Wrinkle, Chateau Brown Wrinkle, Flat Black, Furniture White, Inner Tone, Light Tone, Medium Tone, and Metallic Silver

**(PQ) Polished aluminum / chrome finish** (not available on adj height bases)




Power module cone shaped top plate - #OBXWMPCC \$350 list  
Note that the cone cannot be made with the polished finish, black or white paint is available for the cone with a polished base.  
The Circo power unit can be used with this cone wire manager.  
\*not available on flip top or flip nest bases

Wire management hole set (2) in column - #OBTWMH2G \$50 list  
each hole is 1.25" x 2.25". Removeable grommets narrows hole to 1.25" diameter (not available on adj ht bases).  
The wire management grommet cannot be made with the polished finish.





# Keller bases

base	base qty + dim.	stretchers	max top support	base set model no.	list	glides	finish
Keller YY w/ TT base(s) and stretchers for use with a rectangular top (see chart on the opposite page for other shapes) (27.75"H)							
	(2) 32YY (1) 34TT	(4) 34	42-48 x 108	BYKEL848108S D G ME	3,230	adj glides	standard metal
	(2) 38YY (1) 40TT	(4) 34	54-60 x 108	BYKEL860108S D G ME	3,310	adj glides	standard metal
	(2) 32YY (1) 34TT	(4) 40	42-48 x 120	BYKEL848120S D G ME	3,270	adj glides	standard metal
	(2) 38YY (1) 40TT	(4) 40	54-60 x 120	BYKEL860120S D G ME	3,360	adj glides	standard metal
	(2) 32YY (1) 34TT	(4) 50	42-48 x 132-144	BYKEL848144S D G ME	3,450	adj glides	standard metal
	(2) 38YY (1) 40TT	(4) 50	54-60 x 132-144	BYKEL860144S D G ME	3,530	adj glides	standard metal
	(2) 32YY (1) 34TT	(4) 34	42-48 x 108	BYKEL848108S D G PO	4,240	adj glides	polished
	(2) 38YY (1) 40TT	(4) 34	54-60 x 108	BYKEL860108S D G PO	4,320	adj glides	polished
	(2) 32YY (1) 34TT	(4) 40	42-48 x 120	BYKEL848120S D G PO	4,300	adj glides	polished
	(2) 38YY (1) 40TT	(4) 40	54-60 x 120	BYKEL860120S D G PO	4,380	adj glides	polished
	(2) 32YY (1) 34TT	(4) 50	42-48 x 132-144	BYKEL848144S D G PO	4,500	adj glides	polished
	(2) 38YY (1) 40TT	(4) 50	54-60 x 132-144	BYKEL860144S D G PO	4,580	adj glides	polished
	(2) 32YY (2) 34TT	(6) 40	42-48 x 156-168	BYKEL848168S D G ME	4,460	adj glides	standard metal
	(2) 38YY (2) 40TT	(6) 40	54-60 x 156-168	BYKEL860168S D G ME	4,570	adj glides	standard metal
	(2) 32YY (2) 34TT	(6) 50	42-48 x 192	BYKEL848192S D G ME	4,720	adj glides	standard metal
	(2) 38YY (2) 40TT	(6) 50	54-60 x 192	BYKEL860192S D G ME	4,820	adj glides	standard metal
	(2) 32YY (2) 34TT	(6) 40	42-48 x 156-168	BYKEL848168S D G PO	5,890	adj glides	polished
	(2) 38YY (2) 40TT	(6) 40	54-60 x 156-168	BYKEL860168S D G PO	6,000	adj glides	polished
	(2) 32YY (2) 34TT	(6) 50	42-48 x 192	BYKEL848192S D G PO	6,180	adj glides	polished
	(2) 38YY (2) 40TT	(6) 50	54-60 x 192	BYKEL860192S D G PO	6,290	adj glides	polished

\* tops are not included in the pricing on this page. The chart shall be utilized as a reference for which bases will fit under the top sizes.

**Standard metal powder coat finishes (ME)**








Black Wrinkle, Chateau Brown Wrinkle, Flat Black, Furniture White, Inner Tone, Light Tone, Medium Tone and Metallic Silver

**Premium Polished Finishes (PO)**

polished aluminum/steel

# Keller bases

The base sizes for the model #'s in the same row on the opposite page will fit the top shapes/sizes indicated in the below chart

							
	boat	bullet media	half arc rectangle	half boat	racetrack	trapezoid media	oval
42-48x108	42-48x108	42-48x108	42-48x108	48x108	42-48x108	48x108	48x132
54-60x108	-	-	54-60x108	54-60x108	-	54-60x108	60x132
42-48x120	42-48x120	42-48x120	42-48x120	48x120	42-48x120	48x120	48x144-156
54-60x120	-	-	54-60x120	54-60x120	-	54-60x120	60x144-156
48x132, 42-48x144	42-48x144	42-48x144	42-48x132-144	48x132-144	42-48x144	48x144	48x168
54-60x132-144	54-60x144	54-60x144	54-60x144	54-60x132-144	54-60x144	54-60x132-144	60x168
42-48x108	42-48x108	42-48x108	42-48x108	48x108	42-48x108	48x108	48x132
54-60x108	-	-	54-60x108	54-60x108	-	54-60x108	60x132
42-48x120	42-48x120	42-48x120	42-48x120	48x120	42-48x120	48x120	48x144-156
54-60x120	-	-	54-60x120	54-60x120	-	54-60x120	60x144-156
48x132, 42-48x144	42-48x144	42-48x144	42-48x132-144	48x132-144	42-48x144	48x144	48x168
54-60x132-144	54-60x144	54-60x144	54-60x144	54-60x132-144	54-60x144	54-60x132-144	60x168
48x156, 42-48x168	42-48x156-168	42-48x156-168	42-48x156-168	48x156-168	42-48x168	48x156-168	-
54-60x156-168	54-60x168	54-60x168	54-60x156-168	54-60x156-168	54-60x168	54-60x156-168	60x192
48x180, 48x192	42-48x192	42-48x192	42-48x192	48x180-192	42-48x192	42-48x192	-
54-60x192	54-60x192	54-60x192	54-60x192	54-60x192	-	54-60x192	-
48x156, 42-48x168	42-48x156-168	42-48x156-168	42-48x156-168	48x156-168	42-48x168	48x156-168	-
54-60x156-168	54-60x168	54-60x168	54-60x156-168	54-60x156-168	54-60x168	54-60x156-168	60x192
48x180, 48x192	42-48x192	42-48x192	42-48x192	48x180-192	42-48x192	42-48x192	-
54-60x192	54-60x192	54-60x192	54-60x192	54-60x192	-	54-60x192	-