

SYMPHONY®

DISC, PERSONAL AND OCCASIONAL BASES

2023 PRICE LIST

version #061323

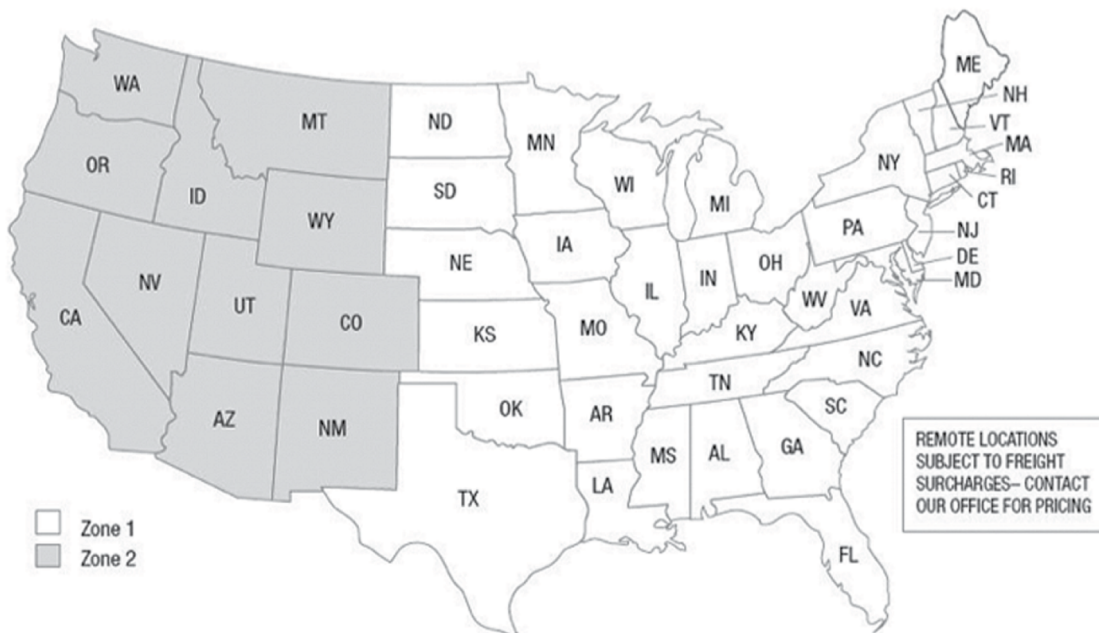
Minimum order / Freight charge

Orders for \$5,000 or more list (contiguous U.S.): freight and minimum order charges included

Orders less than \$5000 list (contiguous U.S.)

Zone 1 \$200 net

Zone 2 \$260 net



disc bases

fixed height

Bennett, Marius, Molly

base	base dim.	column	max top support	base model no.	list	glides	finish		
Bennett (square column)	27.75"H	16 x 16	3" sq	30 x 30, 36 rd	BDBEN30030SDGME	780	adj glides	standard metal	
		20 x 20	3" sq	36 x 36, 42 rd	BDBEN36036SDGME	860	adj glides	standard metal	
		26 x 26	3" sq	42 x 42, 48 rd	BDBEN42042SDGME	1,030	adj glides	standard metal	
	40.75"H	16 x 16	3" sq	30 x 30, 36 rd	BDBEN30030SBGME	870	adj glides	standard metal	
		20 x 20	3" sq	36 x 36, 42 rd	BDBEN36036SBGME	950	adj glides	standard metal	
		26 x 26	3" sq	42 x 42, 48 rd	BDBEN42042SBGME	1,120	adj glides	standard metal	
		custom higher height (specify height)	16 x 16	3" sq	30 x 30, 36 rd	BDBEN30030SHGME	870	adj glides	standard metal
		20 x 20	3" sq	36 x 36, 42 rd	BDBEN36036SHGME	950	adj glides	standard metal	
		26 x 26	3" sq	42 x 42, 48 rd	BDBEN42042SHGME	1,120	adj glides	standard metal	
custom lower height (specify height)	16 x 16	3" sq	30 x 30, 36 rd	BDBEN30030SLGME	870	adj glides	standard metal		
20 x 20	3" sq	36 x 36, 42 rd	BDBEN36036SLGME	950	adj glides	standard metal			
26 x 26	3" sq	42 x 42, 48 rd	BDBEN42042SLGME	1,120	adj glides	standard metal			
Marius square disc. (round column)	27.75"H	16 x 16	3" rd	30 x 30, 36 rd	BDMAR30030SDGME	780	adj glides	standard metal	
		20 x 20	4" rd	36 x 36, 42 rd	BDMAR36036SDGME	860	adj glides	standard metal	
		26 x 26	4" rd	42 x 42, 48 rd	BDMAR42042SDGME	1,030	adj glides	standard metal	
		24 x 24	6" rd	48 x 48, 48 rd	BDMAR48048SDGME	1,390	adj glides	standard metal	
	40.75"H	16 x 16	3" rd	30 x 30, 36 rd	BDMAR30030SBGME	910	adj glides	standard metal	
		20 x 20	4" rd	36 x 36, 42 rd	BDMAR36036SBGME	990	adj glides	standard metal	
		26 x 26	4" rd	42 x 42, 48 rd	BDMAR42042SBGME	1,170	adj glides	standard metal	
		24 x 24	6" rd	48 x 48, 48 rd	BDMAR48048SBGME	1,750	adj glides	standard metal	
		custom higher height (specify height)	16 x 16	3" rd	30 x 30, 36 rd	BDMAR30030SHGME	910	adj glides	standard metal
		20 x 20	4" rd	36 x 36, 42 rd	BDMAR36036SHGME	990	adj glides	standard metal	
		26 x 26	4" rd	42 x 42, 48 rd	BDMAR42042SHGME	1,170	adj glides	standard metal	
		24 x 24	6" rd	48 x 48, 48 rd	BDMAR48048SHGME	1,750	adj glides	standard metal	
custom lower height (specify height)	16 x 16	3" rd	30 x 30, 36 rd	BDMAR30030SLGME	910	adj glides	standard metal		
20 x 20	4" rd	36 x 36, 42 rd	BDMAR36036SLGME	990	adj glides	standard metal			
26 x 26	4" rd	42 x 42, 48 rd	BDMAR42042SLGME	1,170	adj glides	standard metal			
24 x 24	6" rd	48 x 48, 48 rd	BDMAR48048SLGME	1,520	adj glides	standard metal			
Marius rectangle disc (round column)	27.75"H	18 x 28	6" rd	36 x 60	BDMAR36060SDGME	1,430	adj glides	standard metal	
		26 x 30	6" rd	42 x 60	BDMAR42060SDGME	1,460	adj glides	standard metal	
	40.75"H	18 x 28	6" rd	36 x 60	BDMAR36060SBGME	1,940	adj glides	standard metal	
		26 x 30	6" rd	42 x 60	BDMAR42060SBGME	2,100	adj glides	standard metal	
		custom higher height (specify height)	18 x 28	6" rd	36 x 60	BDMAR36060SHGME	1,940	adj glides	standard metal
		24 x 28	6" rd	42 x 60	BDMAR42060SHGME	2,100	adj glides	standard metal	
custom lower height (specify height)	18 x 28	6" rd	36 x 60	BDMAR36060SLGME	1,560	adj glides	standard metal		
26 x 30	6" rd	42 x 60	BDMAR42060SLGME	1,600	adj glides	standard metal			
Molly (round column)	27.75"H	16 x 16	3" rd	30 x 30, 36 rd	BDMOL30030SDGME	780	adj glides	standard metal	
		20 x 20	4" rd	36 x 36, 42 rd	BDMOL36036SDGME	860	adj glides	standard metal	
		26 x 26	4" rd	42 x 42, 48 rd	BDMOL42042SDGME	1,030	adj glides	standard metal	
	40.75"H	16 x 16	3" rd	30 x 30, 36 rd	BDMOL30030SBGME	870	adj glides	standard metal	
		20 x 20	4" rd	36 x 36, 42 rd	BDMOL36036SBGME	950	adj glides	standard metal	
		26 x 26	4" rd	42 x 42, 48 rd	BDMOL42042SBGME	1,120	adj glides	standard metal	
		custom higher height (specify height)	16 x 16	3" rd	30 x 30, 36 rd	BDMOL30030SHGME	870	adj glides	standard metal
		20 x 20	4" rd	36 x 36, 42 rd	BDMOL36036SHGME	950	adj glides	standard metal	
		26 x 26	4" rd	42 x 42, 48 rd	BDMOL42042SHGME	1,120	adj glides	standard metal	
	custom lower height (specify height)	16 x 16	3" rd	30 x 30, 36 rd	BDMOL30030SLGME	870	adj glides	standard metal	
	20 x 20	4" rd	36 x 36, 42 rd	BDMOL36036SLGME	950	adj glides	standard metal		
	26 x 26	4" rd	42 x 42, 48 rd	BDMOL42042SLGME	1,120	adj glides	standard metal		

Standard metal powder coat finishes (ME)

Black Wrinkle, Chateau Brown Wrinkle, Flat Black, Furniture White, Inner Tone, Light Tone, Medium Tone and Metallic Silver

SYMPHONY.

disc bases

fixed height

Nantes II, Nantes C, Tondo

base	base dim.	column	max top support	base model no.	list	glides	finish		
Nantes II round disc. (round column)	27.75"H	17	3" rd	24 x 24, 30 rd	BDNA224024SDGME	770	adj glides	standard metal	
		20	3" rd	30 x 30, 36 rd	BDNA230030SDGME	780	adj glides	standard metal	
		24	4" rd	36 x 36, 42 rd	BDNA236036SDGME	860	adj glides	standard metal	
		32	4" rd	42 x 42, 48 rd	BDNA242042SDGME	1,030	adj glides	standard metal	
		32*	6" rd	48 x 48, 60 rd	BDNA248048SDGME	1,780	adj glides	standard metal	
		40.75"H	17	3" rd	24 x 24, 30 rd	BDNA224024SBGME	860	adj glides	standard metal
	20	3" rd	30 x 30, 36 rd	BDNA230030SBGME	870	adj glides	standard metal		
	24	4" rd	36 x 36, 42 rd	BDNA236036SBGME	950	adj glides	standard metal		
	32	4" rd	42 x 42, 48 rd	BDNA242042SBGME	1,120	adj glides	standard metal		
	32*	6" rd	48 x 48, 60 rd	BDNA248048SBGME	1,870	adj glides	standard metal		
	custom higher height (specify height)	17	3" rd	24 x 24, 30 rd	BDNA224024SHGME	860	adj glides	standard metal	
	20	3" rd	30 x 30, 36 rd	BDNA230030SHGME	870	adj glides	standard metal		
24	4" rd	36 x 36, 42 rd	BDNA236036SHGME	950	adj glides	standard metal			
32	4" rd	42 x 42, 48 rd	BDNA242042SHGME	1,120	adj glides	standard metal			
32*	6" rd	48 x 48, 60 rd	BDNA248048SHGME	1,870	adj glides	standard metal			
custom lower height (specify height)	17	3" rd	24 x 24, 30 rd	BDNA224024SLGME	860	adj glides	standard metal		
20	3" rd	30 x 30, 36 rd	BDNA230030SLGME	870	adj glides	standard metal			
24	4" rd	36 x 36, 42 rd	BDNA236036SLGME	950	adj glides	standard metal			
32	4" rd	42 x 42, 48 rd	BDNA242042SLGME	1,120	adj glides	standard metal			
32*	6" rd	48 x 48, 60 rd	BDNA248048SLGME	1,870	adj glides	standard metal			
*Note that the Nantes II 32 inch disc base with 6 inch column has a cover.									
Nantes C round disc. w/ cover (round column)	27.75"H	20	3" rd	30 x 30, 36 rd	BDNAC30030SDGPC	1,620	adj glides	polished	
		24	4" rd	36 x 36, 42 rd	BDNAC36036SDGPC	1,720	adj glides	polished	
		32	4" rd	42 x 42, 48 rd	BDNAC42042SDGPC	1,980	adj glides	polished	
		32*	6" rd	48 x 48, 60 rd	BDNAC48048SDGPC	2,400	adj glides	polished	
	40.75"H	20	3" rd	30 x 30, 36 rd	BDNAC30030SBGPC	1,710	adj glides	polished	
		24	4" rd	36 x 36, 42 rd	BDNAC36036SBGPC	1,800	adj glides	polished	
		32	4" rd	42 x 42, 48 rd	BDNAC42042SBGPC	2,070	adj glides	polished	
		32*	6" rd	48 x 48, 60 rd	BDNAC48048SBGPC	2,870	adj glides	polished	
		custom higher height (specify height)	20	3" rd	30 x 30, 36 rd	BDNAC30030SHGPC	1,710	adj glides	polished
		24	4" rd	36 x 36, 42 rd	BDNAC36036SHGPC	1,800	adj glides	polished	
		32	4" rd	42 x 42, 48 rd	BDNAC42042SHGPC	2,070	adj glides	polished	
		32*	6" rd	48 x 48, 60 rd	BDNAC48048SHGPC	2,870	adj glides	polished	
custom lower height (specify height)	20	3" rd	30 x 30, 36 rd	BDNAC30030SLGPC	1,710	adj glides	polished		
24	4" rd	36 x 36, 42 rd	BDNAC36036SLGPC	1,800	adj glides	polished			
32	4" rd	42 x 42, 48 rd	BDNAC42042SLGPC	2,070	adj glides	polished			
32*	6" rd	48 x 48, 60 rd	BDNAC48048SLGPC	2,870	adj glides	polished			
*Note that the Nantes C 32 inch disc base with 6 inch column has a cover.									
Tondo (round column)	27.75"H	22	3" rd	30 x 30, 36 rd	BDTON30030SDGME	870	adj glides	standard metal	
		26	3" rd	36 x 36, 42 rd	BDTON36036SDGME	950	adj glides	standard metal	
	40.75"H	22	3" rd	30 x 30, 36 rd	BDTON30030SBGME	960	adj glides	standard metal	
		26	3" rd	36 x 36, 42 rd	BDTON36036SBGME	1,030	adj glides	standard metal	
		custom higher height (specify height)	22	3" rd	30 x 30, 36 rd	BDTON30030SHGME	960	adj glides	standard metal
		26	3" rd	36 x 36, 42 rd	BDTON36036SHGME	1,030	adj glides	standard metal	
	custom lower height (specify height)	22	3" rd	30 x 30, 36 rd	BDTON30030SLGME	960	adj glides	standard metal	
	26	3" rd	36 x 36, 42 rd	BDTON36036SLGME	1,030	adj glides	standard metal		
	27.75"H	22	3" rd	30 x 30, 36 rd	BDTON30030SDGPC	1,360	adj glides	polished	
		26	3" rd	36 x 36, 42 rd	BDTON36036SDGPC	1,500	adj glides	polished	
		40.75"H	22	3" rd	30 x 30, 36 rd	BDTON30030SBGPC	1,450	adj glides	polished
			26	3" rd	36 x 36, 42 rd	BDTON36036SBGPC	1,580	adj glides	polished
custom higher height (specify height)			22	3" rd	30 x 30, 36 rd	BDTON30030SHGPC	1,450	adj glides	polished
26			3" rd	36 x 36, 42 rd	BDTON36036SHGPC	1,580	adj glides	polished	
custom lower height (specify height)	22	3" rd	30 x 30, 36 rd	BDTON30030SLGPC	1,450	adj glides	polished		
26	3" rd	36 x 36, 42 rd	BDTON36036SLGPC	1,580	adj glides	polished			

Standard metal powder coat finishes (ME)

Black Wrinkle, Chateau Brown Wrinkle, Flat Black, Furniture White, Inner Tone, Light Tone, Medium Tone and Metallic Silver

Premium polished finish for Nantes C & Tondo (PC)

SYMPHONY.

disc bases

fixed height with wire management

Marius, Molly, Nantes II

base	base dim.	column	max top support	base model no.	list	glides	finish	
Marius fixed height square (round column)	27.75"H	16 x 16	3" rd	30 x 30, 36 rd	BDMAR30030PDGME	1,010	adj glides	standard metal
		20 x 20	4" rd	36 x 36, 42 rd	BDMAR36036PDGME	1,090	adj glides	standard metal
		26 x 26	4" rd	42 x 42, 48 rd	BDMAR42042PDGME	1,260	adj glides	standard metal
		24 x 24	6" rd	48 x 48, 48 rd	BDMAR48048PDGME	1,620	adj glides	standard metal
	40.75"H	16 x 16	3" rd	30 x 30, 36 rd	BDMAR30030PBGME	1,140	adj glides	standard metal
		20 x 20	4" rd	36 x 36, 42 rd	BDMAR36036PBGME	1,220	adj glides	standard metal
		26 x 26	4" rd	42 x 42, 48 rd	BDMAR42042PBGME	1,400	adj glides	standard metal
		24 x 24	6" rd	48 x 48, 48 rd	BDMAR48048PBGME	2,160	adj glides	standard metal
	custom higher height (specify height)	16 x 16	3" rd	30 x 30, 36 rd	BDMAR30030PHGME	1,140	adj glides	standard metal
		20 x 20	4" rd	36 x 36, 42 rd	BDMAR36036PHGME	1,220	adj glides	standard metal
		26 x 26	4" rd	42 x 42, 48 rd	BDMAR42042PHGME	1,400	adj glides	standard metal
		24 x 24	6" rd	48 x 48, 48 rd	BDMAR48048PHGME	2,160	adj glides	standard metal
custom lower height (specify height)	16 x 16	3" rd	30 x 30, 36 rd	BDMAR30030PLGME	1,140	adj glides	standard metal	
	20 x 20	4" rd	36 x 36, 42 rd	BDMAR36036PLGME	1,220	adj glides	standard metal	
	26 x 26	4" rd	42 x 42, 48 rd	BDMAR42042PLGME	1,400	adj glides	standard metal	
	24 x 24	6" rd	48 x 48, 48 rd	BDMAR48048PLGME	1,750	adj glides	standard metal	
Marius fixed height rectangle (round column)	27.75"H	18 x 28	6" rd	36 x 60	BDMAR36060PDGME	1,660	adj glides	standard metal
		26 x 30	6" rd	42 x 60	BDMAR42060PDGME	1,690	adj glides	standard metal
	40.75"H	18 x 28	6" rd	36 x 60	BDMAR36060PBGME	2,150	adj glides	standard metal
		26 x 30	6" rd	42 x 60	BDMAR42060PBGME	2,510	adj glides	standard metal
	custom higher height (specify height)	18 x 28	6" rd	36 x 60	BDMAR36060PHGME	2,150	adj glides	standard metal
		24 x 28	6" rd	42 x 60	BDMAR42060PHGME	2,510	adj glides	standard metal
custom lower height (specify height)	18 x 28	6" rd	36 x 60	BDMAR36060PLGME	1,790	adj glides	standard metal	
	26 x 30	6" rd	42 x 60	BDMAR42060PLGME	1,830	adj glides	standard metal	
Molly fixed height (round column)	27.75"H	16 x 16	3" rd	30 x 30, 36 rd	BDMOL30030PDGME	1,010	adj glides	standard metal
		20 x 20	4" rd	36 x 36, 42 rd	BDMOL36036PDGME	1,090	adj glides	standard metal
		26 x 26	4" rd	42 x 42, 48 rd	BDMOL42042PDGME	1,260	adj glides	standard metal
		40.75"H	16 x 16	3" rd	30 x 30, 36 rd	BDMOL30030PBGME	1,100	adj glides
	20 x 20		4" rd	36 x 36, 42 rd	BDMOL36036PBGME	1,180	adj glides	standard metal
	26 x 26		4" rd	42 x 42, 48 rd	BDMOL42042PBGME	1,350	adj glides	standard metal
	custom higher height (specify height)		16 x 16	3" rd	30 x 30, 36 rd	BDMOL30030PHGME	1,100	adj glides
		20 x 20	4" rd	36 x 36, 42 rd	BDMOL36036PHGME	1,180	adj glides	standard metal
		26 x 26	4" rd	42 x 42, 48 rd	BDMOL42042PHGME	1,350	adj glides	standard metal
		custom lower height (specify height)	16 x 16	3" rd	30 x 30, 36 rd	BDMOL30030PLGME	1,100	adj glides
	20 x 20		4" rd	36 x 36, 42 rd	BDMOL36036PLGME	1,180	adj glides	standard metal
	26 x 26		4" rd	42 x 42, 48 rd	BDMOL42042PLGME	1,350	adj glides	standard metal
Nantes II fixed height round disc. 27.75"H (round column)	27.75"H		17	3" rd	24 x 24, 30 rd	BDNA224024PDGME	1,000	adj glides
		20	3" rd	30 x 30, 36 rd	BDNA230030PDGME	1,010	adj glides	standard metal
		24	4" rd	36 x 36, 42 rd	BDNA236036PDGME	1,090	adj glides	standard metal
		32	4" rd	42 x 42, 48 rd	BDNA242042PDGME	1,260	adj glides	standard metal
	40.75"H	17	3" rd	24 x 24, 30 rd	BDNA224024PBGME	1,090	adj glides	standard metal
		20	3" rd	30 x 30, 36 rd	BDNA230030PBGME	1,100	adj glides	standard metal
		24	4" rd	36 x 36, 42 rd	BDNA236036PBGME	1,180	adj glides	standard metal
		32	4" rd	42 x 42, 48 rd	BDNA242042PBGME	1,350	adj glides	standard metal
custom higher height (specify height)	17	3" rd	24 x 24, 30 rd	BDNA224024PHGME	1,090	adj glides	standard metal	
	20	3" rd	30 x 30, 36 rd	BDNA230030PHGME	1,100	adj glides	standard metal	
	24	4" rd	36 x 36, 42 rd	BDNA236036PHGME	1,180	adj glides	standard metal	
	32	4" rd	42 x 42, 48 rd	BDNA242042PHGME	1,350	adj glides	standard metal	
custom lower height (specify height)	17	3" rd	24 x 24, 30 rd	BDNA224024PLGME	1,090	adj glides	standard metal	
	20	3" rd	30 x 30, 36 rd	BDNA230030PLGME	1,100	adj glides	standard metal	
	24	4" rd	36 x 36, 42 rd	BDNA236036PLGME	1,180	adj glides	standard metal	
	32	4" rd	42 x 42, 48 rd	BDNA242042PLGME	1,350	adj glides	standard metal	

Standard metal powder coat finishes (ME):

Black Wrinkle, Chateau Brown Wrinkle, Flat Black, Furniture White, Inner Tone, Light Tone, Medium Tone and Metallic Silver



open top plate for 3" and 4" column
Marius, Molly and Nantes bases



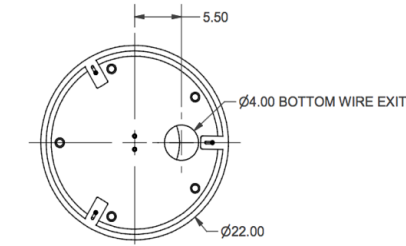
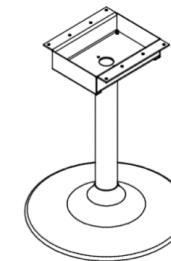
enclosed top plate for 6" column
Marius bases

disc bases

Tondo fixed height with wire management

Bennett, Nantes II, Tondo adjustable height

base	base dim.	column	max top support	base model no.	list	glides	finish		
Tondo fixed height (round column)	27.75"H	22	3" rd	30 x 30, 36 rd	BDTON30030PDGME	1,720	adj glides	standard metal	
		26	3" rd	36 x 36, 42 rd	BDTON36036PDGME	1,860	adj glides	standard metal	
	40.75"H	22	3" rd	30 x 30, 36 rd	BDTON30030PBGME	1,800	adj glides	standard metal	
		26	3" rd	36 x 36, 42 rd	BDTON36036PBGME	1,940	adj glides	standard metal	
		custom higher height (specify height)	22	3" rd	30 x 30, 36 rd	BDTON30030PHGME	1,800	adj glides	standard metal
		26	3" rd	36 x 36, 42 rd	BDTON36036PHGME	1,940	adj glides	standard metal	
custom lower height (specify height)	22	3" rd	30 x 30, 36 rd	BDTON30030PLGME	1,800	adj glides	standard metal		
	26	3" rd	36 x 36, 42 rd	BDTON36036PLGME	1,940	adj glides	standard metal		



Standard metal powder coat finishes (ME):

Black Wrinkle (BW), Chateau Brown Wrinkle (CB), Flat Black (FB), Furniture White (FW), Inner Tone (IT), Light Tone (LT), Medium Tone (MT), Metallic Silver (MS).

Bennett pneumatic adj ht (square column)



16 x 16	sq	30 x 30, 36 rd	BDBEN30030SPGME	1,530	adj glides	standard metal
20 x 20	sq	36 x 36, 42 rd	BDBEN36036SPGME	1,620	adj glides	standard metal
26 x 26	sq	42 x 42, 48 rd	BDBEN42042SPGME	1,780	adj glides	standard metal

Nantes II pneumatic adj ht (round column)



20	rd	30 x 30, 36 rd	BDNA230030SPGME	1,470	adj glides	standard metal
24	rd	36 x 36, 42 rd	BDNA236036SPGME	1,890	adj glides	standard metal
32	rd	42 x 42, 48 rd	BDNA242042SPGME	2,070	adj glides	standard metal

Bennett & Nantes II lift capacity can be set at 33, 44, 55 or 66 lbs. for a lift range between 28 - 76 lbs. See chart for details:

AVAILABLE LIFT CAPACITY

Specify	Pound Equivalent	Lift Range
150N	33 lbs.	28-38 lbs.
200N	44 lbs.	34-54 lbs.
250N	55 lbs.	45-65 lbs.
300N	66 lbs.	56-76 lbs.

Tondo pneumatic adj ht (round column)



22	rd	30 x 30, 36 rd	BDTON30030SPGME	1,940	adj glides	standard metal
26	rd	36 x 36, 42 rd	BDTON36036SPGME	2,460	adj glides	standard metal

Tondo lift capacity can be set at 22, 33, or 44 lbs. for a lift range between 18 - 54 lbs. See chart for details:

AVAILABLE LIFT CAPACITY

Specify	Pound Equivalent	Lift Range
100N	22 lbs.	18-28 lbs.
150N	33 lbs.	28-38 lbs.
200N	44 lbs.	34-54 lbs.

Pneumatic Adjustable Height Standard metal powder coat finishes (ME):

Flat Black, Furniture White, and Metallic Silver

Bennett, Nantes II and Tondo Pneumatic Height Adjustable Bases










P_Glide (plastic glide guidance) or Roller (steel roller guidance) Lift height adjustment: 26.75" - 44.5" base height range (without table top) pneumatic cylinder assist with infinite stop positions, no bounce cylinder stop, and unintentional release resistant lever with cable release

The weight of the top and all accessories that will be used on the base shall be advised on the purchase order. If the weight is set wrong then it will cause the table to lift up to fast or not work at all. Contact service@symphonytables.com for assistance.

personal workstation bases

fixed height wheel barrow

Una

base	base dim.	max top support	base qty	base model no.	list	glides / casters	finish	
Una fixed height wheel barrow round column (27.75"H)								
	H flip	18 x 30	24 x 36	1	BHUNAR2436FDHME	1,140	2 adj glides / 2 casters	standard metal
	H tilt	18 x 30	24 x 36	1	BHUNAR2436TDHME	1,180	2 adj glides / 2 casters	standard metal
	H fixed	18 x 30	24 x 36	1	BHUNAR2436SDHME	880	2 adj glides / 2 casters	standard metal
Una fixed height wheel barrow round column (custom taller height - specify height)								
	H flip	18 x 30	24 x 36	1	BHUNAR2436FHHME	1,240	2 adj glides / 2 casters	standard metal
	H tilt	18 x 30	24 x 36	1	BHUNAR2436THHME	1,280	2 adj glides / 2 casters	standard metal
	H fixed	18 x 30	24 x 36	1	BHUNAR2436SHHME	980	2 adj glides / 2 casters	standard metal
Una fixed height wheel barrow round column (custom lower height - specify height*)								
<small>*20" minimum height with glides or 22" minimum height with casters</small>								
	H flip	18 x 30	24 x 36	1	BHUNAR2436FLHME	1,240	2 adj glides / 2 casters	standard metal
	H tilt	18 x 30	24 x 36	1	BHUNAR2436TLHME	1,280	2 adj glides / 2 casters	standard metal
	H fixed	18 x 30	24 x 36	1	BHUNAR2436SLHME	980	2 adj glides / 2 casters	standard metal

* top not included

Standard metal powder coat finishes (ME):

Black Wrinkle, Chateau Brown Wrinkle, Flat Black, Furniture White, Inner Tone, Light Tone, Medium Tone, and Metallic Silver

The Wheel Barrow base features 2 glides and 2 casters.












SYMPHONY.

personal workstation bases

fixed height wheel barrow

Una

base	base dim.	max top support	base qty	base model no.	list	glides or casters	finish	
Una fixed height wheel barrow square column (27.75"H)								
	H flip	18 x 30	24 x 36	1	BHUNAS2436FDHME	1,140	2 adj glides / 2 casters	standard metal
	H tilt	18 x 30	24 x 36	1	BHUNAS2436TDHME	1,180	2 adj glides / 2 casters	standard metal
	H fixed	18 x 30	24 x 36	1	BHUNAS2436SDHME	880	2 adj glides / 2 casters	standard metal
Una fixed height wheel barrow square column (custom taller height - specify height)								
	H flip	18 x 30	24 x 36	1	BHUNAS2436FHHME	1,240	2 adj glides / 2 casters	standard metal
	H tilt	18 x 30	24 x 36	1	BHUNAS2436THHME	1,280	2 adj glides / 2 casters	standard metal
	H fixed	18 x 30	24 x 36	1	BHUNAS2436SHHME	980	2 adj glides / 2 casters	standard metal
Una fixed height wheel barrow square column (custom lower height - specify height*)								
<small>*20" minimum height with glides or 22" minimum height with casters</small>								
	H flip	18 x 30	24 x 36	1	BHUNAS2436FLHME	1,240	2 adj glides / 2 casters	standard metal
	H tilt	18 x 30	24 x 36	1	BHUNAS2436TLHME	1,280	2 adj glides / 2 casters	standard metal
	H fixed	18 x 30	24 x 36	1	BHUNAS2436SLHME	980	2 adj glides / 2 casters	standard metal

* top not included

Standard metal powder coat finishes (ME):

Black Wrinkle, Chateau Brown Wrinkle, Flat Black, Furniture White, Inner Tone, Light Tone, Medium Tone, and Metallic Silver

The Wheel Barrow base features 2 glides and 2 casters..









SYMPHONY.

personal workstation bases

adjustable height

Una

base	base dim.	max top support	base qty	base model no.	list	glides or casters	finish
Una pneumatic height adj round column							
	V flip	18 x 30 24 x 30	1	BVUNAR2430FPGME	1,680	adj glides	standard metal
		18 x 30 24 x 30	1	BVUNAR2430FPCME	1,770	2" black hard casters	standard metal
		18 x 30 24 x 30	1	BVUNAR2430FPSME	1,820	2" black soft casters	standard metal
		18 x 30 24 x 30	1	BVUNAR2430FPPME	1,820	2" premium hard casters	standard metal
Una V flip adj height range with glides is 29.07-46.7" without the top Una V flip adj height range with 2" locking casters is 31.07 - 48.7" without the top							
Optional Drop Down Kit (only for use with the 2" locking caster option) lowers the height range to 30.02" - 47.65" without the top model number OBUNADROP \$60 list							
	V tilt	18 x 30 24 x 30	1	BVUNAR2430TPGME	1,730	adj glides	standard metal
		18 x 30 24 x 30	1	BVUNAR2430TPCME	1,820	2" black hard casters	standard metal
		18 x 30 24 x 30	1	BVUNAR2430TPSME	1,860	2" black soft casters	standard metal
		18 x 30 24 x 30	1	BVUNAR2430TPPME	1,860	2" premium hard casters	standard metal
Una V tilt adj height range with glides is 29.07-46.7" without the top Una V tilt adj height range with 2" locking casters is 31.07 - 48.7" without the top							
Optional Drop Down Kit (only for use with the 2" locking caster option) lowers the height range to 30.02" - 47.65" without the top model number OBUNADROP \$60 list							
	V fixed	18 x 30 24 x 30	1	BVUNAR2430SPGME	1,530	adj glides	standard metal
		18 x 30 24 x 30	1	BVUNAR2430SPCME	1,620	2" black hard casters	standard metal
		18 x 30 24 x 30	1	BVUNAR2430SPSME	1,660	2" black soft casters	standard metal
		18 x 30 24 x 30	1	BVUNAR2430SPPME	1,660	2" premium hard casters	standard metal
Una V adj height range with glides is 26.01-43.73" without the top Una V adj height range with 2" locking casters is 28.5 - 46.13" without the top							
Optional Drop Down Kit (only for use with the 2" locking caster option) lowers the height range to 27.14" - 44.17" without the top model number OBUNADROP \$60 list							
	H flip	18 x 30 24 x 36	1	BHUNAR2436FPGME	1,680	adj glides	standard metal
		18 x 30 24 x 36	1	BHUNAR2436FPCME	1,770	2" black hard casters	standard metal
		18 x 30 24 x 36	1	BHUNAR2436FPSME	1,820	2" black soft casters	standard metal
		18 x 30 24 x 36	1	BHUNAR2436FPPME	1,820	2" premium hard casters	standard metal
Una H flip adj height range with glides is 28.89-46.52" without the top Una H flip adj height range with 2" locking casters is 31.29 - 48.92" without the top							
Optional Drop Down Kit (only for use with the 2" locking caster option) lowers the height range to 30.02" - 47.65" without the top model number OBUNADROP \$60 list							
	H tilt	18 x 30 24 x 36	1	BHUNAR2436TPGME	1,730	adj glides	standard metal
		18 x 30 24 x 36	1	BHUNAR2436TPCME	1,820	2" black hard casters	standard metal
		18 x 30 24 x 36	1	BHUNAR2436TPSME	1,860	2" black soft casters	standard metal
		18 x 30 24 x 36	1	BHUNAR2436TPPME	1,860	2" premium hard casters	standard metal
Una H tilt adj height range with glides is 31.29-46.52" without the top Una H tilt adj height range with 2" locking casters is 31.29 - 48.92" without the top							
Optional Drop Down Kit (only for use with the 2" locking caster option) lowers the height range to 30.02" - 47.65" without the top model number OBUNADROP \$60 list							
	H fixed	18 x 30 24 x 36	1	BHUNAR2436SPGME	1,530	adj glides	standard metal
		18 x 30 24 x 36	1	BHUNAR2436SPCME	1,620	2" black hard casters	standard metal
		18 x 30 24 x 36	1	BHUNAR2436SPSME	1,660	2" black soft casters	standard metal
		18 x 30 24 x 36	1	BHUNAR2436SPPME	1,660	2" premium hard casters	standard metal
Una H adj height range with glides is 26.1-43.73" without the top Una H adj height range with 2" locking casters is 28.5 - 46.13" without the top							
Optional Drop Down Kit (only for use with the 2" locking caster option) lowers the height range to 27.14" - 44.77" without the top model number OBUNADROP \$60 list							







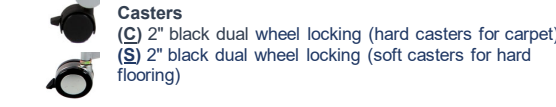

*top not included

SYMPHONY.

personal workstation bases

adjustable height

Una










base	base dim.	max top support	base qty	base model no.	list	glides or casters	finish	
Una pneumatic height adj square column								
	V fixed	18 x 30 24 x 30	1	BVUNAS2430SPGME	1,610	adj glides	standard metal	
		18 x 30 24 x 30	1	BVUNAS2430SPCME	1,690	2" black hard casters	standard metal	
		18 x 30 24 x 30	1	BVUNAS2430SPSME	1,740	2" black soft casters	standard metal	
		18 x 30 24 x 30	1	BVUNAS2430SPPME	1,740	2" premium hard casters	standard metal	
Una V adj height range with glides is 26-43.63" without the top Una V adj height range with 2" locking casters is 28.4 - 46.03" without the top								
Optional Drop Down Kit (only for use with the 2" locking caster option) lowers the height range to 27.13" - 44.76" without the top model number OBUNADROP \$60 list								
	H fixed	18 x 30 24 x 36	1	BHUNAS2436SPGME	1,610	adj glides	standard metal	
		18 x 30 24 x 36	1	BHUNAS2436SPCME	1,690	2" black hard casters	standard metal	
		18 x 30 24 x 36	1	BHUNAS2436SPSME	1,740	2" black soft casters	standard metal	
		18 x 30 24 x 36	1	BHUNAS2436SPPME	1,740	2" premium hard casters	standard metal	
Una H adj height range with glides is 26-43.63" without the top Una H adj height range with 2" locking casters is 28.4 - 46.03" without the top								
Optional Drop Down Kit (only for use with the 2" locking caster option) lowers the height range to 27.14" - 44.77" without the top model number OBUNADROP \$60 list								
Una wheel barrow pneumatic height adj round column								
	H flip	18 x 30 24 x 36	1	BHUNAR2436FPHME	1,790	2 adj glides / 2 casters	standard metal	
						height range: 29.51" - 47.14" without the top		
	H tilt	18 x 30 24 x 36	1	BHUNAR2436TPHME	1,830	2 adj glides / 2 casters	standard metal	
						height range: 29.51" - 47.14" without the top		
	H fixed	18 x 30 24 x 36	1	BHUNAR2436SPHME	1,640	2 adj glides / 2 casters	standard metal	
						height range: 26.43" - 44.27" without the top		
Una wheel barrow pneumatic height adj square column								
	H fixed	18 x 30 24 x 36	1	BHUNAS2436SPHME	1,690	2 adj glides / 2 casters	standard metal	
						height range: 26.63" - 44.26" without the top		
	Casters (C) 2" black dual wheel locking (hard casters for carpet) (S) 2" black dual wheel locking (soft casters for hard flooring)							The Wheel Barrow base features 2 casters and 2
Standard metal powder coat finishes for Una adjustable height bases (ME): Flat Black (FB), Furniture White (FW), Metallic Silver (MS).								
Note that at least 24 x 30 top size is recommended for the <u>Una series bases</u> because the weight of the top is 22 lbs. This base has a lift range from 22 lbs to 44 lbs (including the top). If the accessories or items that will be placed on the base weigh over 22 lbs then please email service@symphontables.com for assistance.								
Additionally, if a smaller work surface than 24 x 30 is required then please email service@symphontables.com for assistance to review options on how to add weight to a smaller top to meet the 22 lb minimum requirement.								
The weight of the top and all accessories that will be used on the base shall be advised on the purchase order. If the weight is set wrong then it will cause the table to lift up too fast or not work at all. Contact service@symphontables.com for assistance.								

SYMPHONY.

personal table bases

fixed height

Dino, Nora, Papa

base	base dim.	column	max top support	base model no.	list	finish
Dino fixed height						
	rectangle	9 x 12 x 25.25H	1.25" offset	12 x 18	BDDIN12018SDGME	430 standard metal
		12 x 9 x 25.25H	1.25" offset	18 x 12	BDDIN18012SDGME	430 standard metal
	round	12 dia. x 25.25H	1.25" offset	18 rd	BDDIN18000SDGME	430 standard metal
	*Dino bases feature 1" x 3/16" soft plastic foot pads/felt pads, no adjustment					
Nora fixed height						
	rounded rectangle	10.5 x 15.5 x 24.5H	1.5" offset	14 x 20	BDNOR142024OGME	930 standard metal
		10.5 x 15.5 x 24.5H	1.5" offset	14 x 20	BDNOR142024OGPC	1,320 polished
	round	14 dia. x 24.5H	1.5" offset	20 rd	BDNOR20RD24OGME	930 standard metal
		14 dia. x 24.5H	1.5" offset	20 rd	BDNOR20RD24OGPC	1,250 polished
		14 dia. x 24.5H	1.5" centered	20 rd	BDNOR20RD24CGME	930 standard metal
		14 dia. x 24.5H	1.5" centered	20 rd	BDNOR20RD24CGPC	1,250 polished
	rounded square	15.5 sq. x 24.5H	1.5" centered	24 sq	BDNOR24RS24CGME	1,000 standard metal
		15.5 sq. x 24.5H	1.5" centered	24 sq	BDNOR24RS24CGPC	1,430 polished
*Nora bases feature a plastic glide for carpet and hard floor surfaces, no adjustment						
Papa fixed height						
	U	13 x 15.75 x 24.5H "U"	2" offset	14 x 20	BDPAPU1420OGME	740 standard metal
		C	2.75 x 16.75 x 24.5H "C"	2" offset	18 rd	BDPAPC18RDOGME
		H	14" x 24.5H "H"	2" offset	20 sq	BDPAPH20SQOGME
		round	14 dia. x 24.5H	2" offset	20 rd	BDPAP20RD24OGME
		14 dia. x 24.5H	2" offset	20 rd	BDPAP20RD24OGPC	1,050 polished
		14 dia. x 24.5H	2" centered	20 rd	BDPAP20RD24CGME	740 standard metal
		14 dia. x 24.5H	2" centered	20 rd	BDPAP20RD24CGPC	1,050 polished
*Papa bases feature a plastic glide for carpet and hard floor surfaces, no adjustment						

(ME) Standard metal powder coat finishes (Nora)
 Black Wrinkle (BW), Chateau Brown Wrinkle (CB), Flat Black (FB),
 Furniture White (FW), Inner Tone (IT), Light Tone (LT), Medium Tone (MT), Metallic Silver (MS).

(PC) Polished chrome finish (Nora)

(ME) Standard metal powder coat finishes (Dino + Polo)
 Flat Black, Furniture White, Inner Tone, Light Tone, Medium Tone, and Metallic Silver











** Note that the inner column of the Polo height adjustable base is only available in Flat Black, White or Metallic Silver. Note that Polo White is a shade off and a little creamier than Furniture White.

 **Optional Cup Holder - \$100 list**
 model number **ASCUPHLDR**

personal table bases

adjustable height

Nora, Papa, Polo

base	base dim.	column	max top support	base model no.	list	finish
Nora spring clip adj ht						
	rounded rectangle	10.5 x 15.5 x 24.5H	1.5" offset	14 x 20	BDNOR142024SOGME	1,220 standard metal
		10.5 x 15.5 x 24.5H	1.5" offset	14 x 20	BDNOR142024SOGPC	1,610 polished
	round	14 dia. x 24.5H	1.5" offset	20 rd	BDNOR20RD24SOGME	1,220 standard metal
		14 dia. x 24.5H	1.5" offset	20 rd	BDNOR20RD24SOGPC	1,530 polished
		14 dia. x 24.5H	1.5" centered	20 rd	BDNOR20RD24SCGME	1,220 standard metal
		14 dia. x 24.5H	1.5" centered	20 rd	BDNOR20RD24SCGPC	1,530 polished
	rounded square	15.5 sq. x 24.5H	1.5" centered	24 sq	BDNOR24RS24SCGME	1,280 standard metal
		15.5 sq. x 24.5H	1.5" centered	24 sq	BDNOR24RS24SCGPC	1,710 polished
*Nora bases feature a plastic glide for carpet and hard floor surfaces, no adjustment						
Papa spring clip adj ht						
	U	13 x 15.75 x 24.5H "U"	2" offset	14 x 20	BDPAPU1420SOGME	1,020 standard metal
		C	2.75 x 16.75 x 24.5H "C"	2" offset	18 rd	BDPAPC18RDSOGME
		H	14" x 24.5H "H"	2" offset	20 sq	BDPAPH20SQSOGME
		round	14 dia. x 24.5H	2" offset	20 rd	BDPAP20RD24SOGME
		14 dia. x 24.5H	2" offset	20 rd	BDPAP20RD24SOGPC	1,330 polished
		14 dia. x 24.5H	2" centered	20 rd	BDPAP20RD24SCGME	1,020 standard metal
		14 dia. x 24.5H	2" centered	20 rd	BDPAP20RD24SCGPC	1,330 polished
*Papa bases feature a plastic glide for carpet and hard floor surfaces, no adjustment						
Polo pneumatic adj ht						
	rectangle	9 x 12 x 25.25H	1.25" offset	12 x 18	BDPOL12018SPGME	780 standard metal
			12 x 9 x 25.25H	1.25" offset	18 x 12	BDPOL18012SPGME
		round	12 dia. x 25.25H	1.25" offset	18 rd	BDPOL18000SPGME
	*Polo bases feature a 20.25" - 30" pneumatic adjustable height range 1" x 3/16" soft plastic foot pads/felt pads, no adjustment					

(ME) Standard metal powder coat finishes (Nora)
 Black Wrinkle (BW), Chateau Brown Wrinkle (CB), Flat Black (FB),
 Furniture White (FW), Inner Tone (IT), Light Tone (LT), Medium Tone (MT),
 Metallic Silver (MS).

(PC) Polished chrome finish (Nora)

(ME) Standard metal powder coat finishes (Dino + Polo)
 Flat Black, Furniture White, Inner Tone, Light Tone, Medium Tone, and
 Metallic Silver

** Note that the inner column of the Polo height adjustable base is only available in Flat Black, White or Metallic Silver. Note that Polo White is a

 **Optional Cup Holder - \$100 list**
 model number **ASCUPHLDR**

Nora & Papa
(SO) spring clip height adjustable offset column

(SC) spring clip height adjustable centered column

height range 17" - 24"

occasional bases

Bennett, Keller, Marius, Molly, Moto, Nantes II & C, Ria, Tondo, Zoey

Table with columns: base, base dim., column, max top support, base model no., list, finish. Rows include Bennett, Keller occasional, Keller (round column), Marius (square disc, rectangle disc), Molly, Moto, Nantes II, Nantes C with cover, Ria, Tondo, and Zoey.

Specify custom lower base height. Note that a standard PVEA PVC edge top will add 1.25" to the overall height of the table. Examples: 16.75" base height + 1.25" top thickness = 18" overall table height.

occasional bases

Nora

Table with columns: base, base dim., column, max top support, base model no., list, finish. Rows include round and rounded square bases, and rounded rectangle bases for Nora occasional.

(ME) Standard metal powder coat finishes (Nora)

Black Wrinkle (BW), Chateau Brown Wrinkle (CB), Flat Black (FB), Furniture White (FW), Inner Tone (IT), Light Tone (LT), Medium Tone (MT), Metallic Silver (MS).

(PC) Polished chrome finish (Nora round bases only)

FIXED BASE HEIGHT + 1.25" THICK TOP DIMENSIONS

Examples:

15" base height + 1.25" top thickness = 16.25" overall table height. 17" base height + 1.25" top thickness = 18.25" overall table height. 19" base height + 1.25" top thickness = 20.25" overall table height.