

# SYMPHONY®

## CIRCO, COVA, DOCA & FELINO POWER / DATA MODULES

### 2023 PRICE LIST

version #083123

#### Minimum order / Freight charge

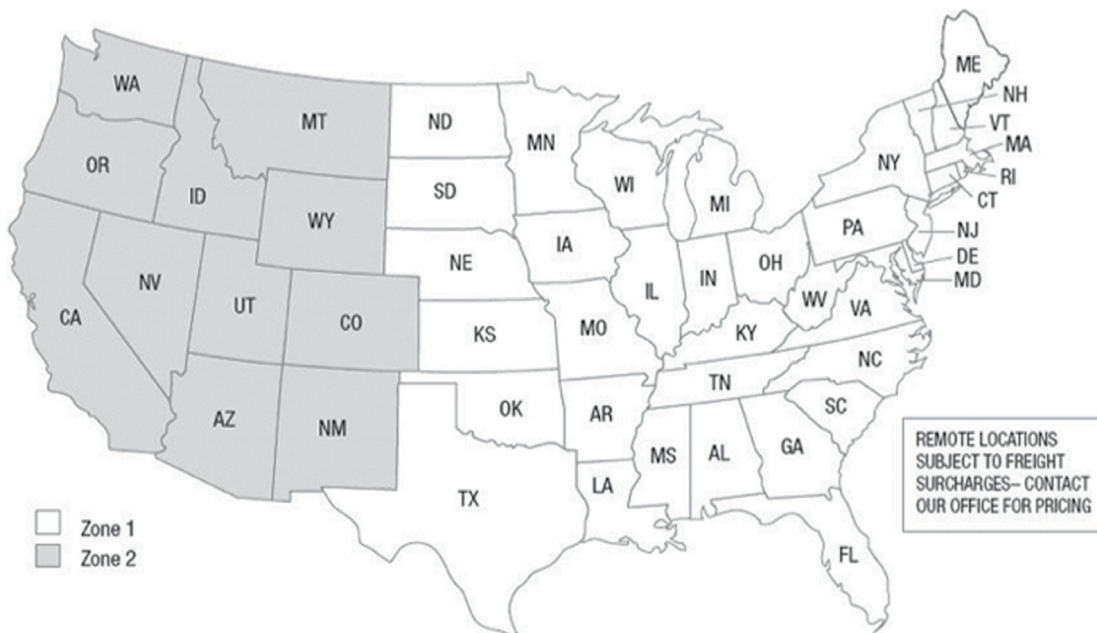
Orders for \$5,000 or more list (contiguous U.S.): freight and minimum order charges included

Orders less than \$5000 list (contiguous U.S.)

Zone 1 \$200 net

Zone 2 \$260 net

Orders only containing power supplies will have a reduced “small order” freight charge, please email [service@symphonytables.com](mailto:service@symphonytables.com) for a quote.




# power supply location chart

## running long ways on the top

Our main focus is integrating technology into tables for learning and meeting environments. We invite you to email [service@symphonytables.com](mailto:service@symphonytables.com) for help with specifying your project. For the additional resources, please visit [www.symphonytables.com](http://www.symphonytables.com).

Please specify the power supply location cut out on your PO:

POWER MODULE LOCATIONS FOR UNITS RUNNING LONG WAYS ON THE TOP:



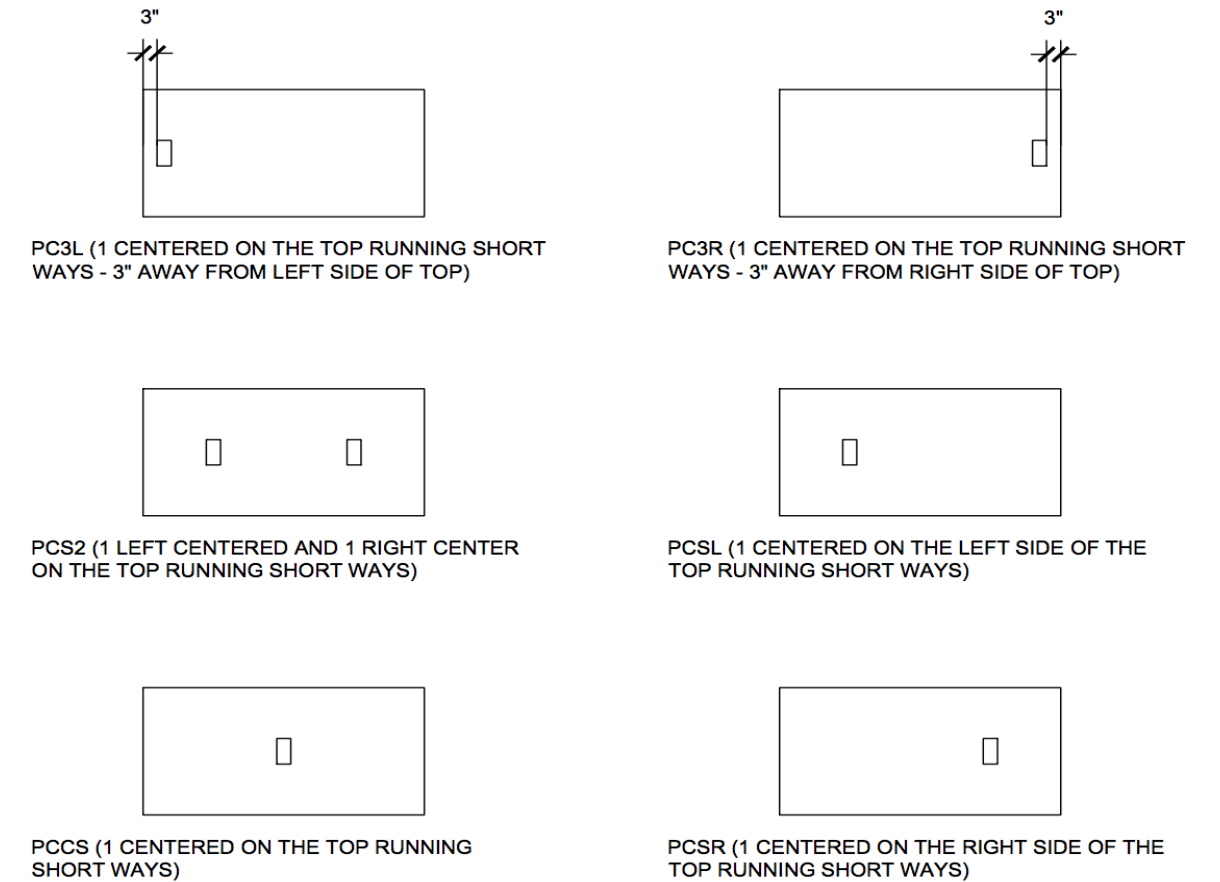
Note that power supplies cannot be placed over metal base plates, contact [service@symphonytables.com](mailto:service@symphonytables.com) to ensure that the power supply location will work with your base placement and all of the other options / accessories specified on the table.

# power supply location chart

## running short ways on the top

Please specify the power supply location cut out on your PO:

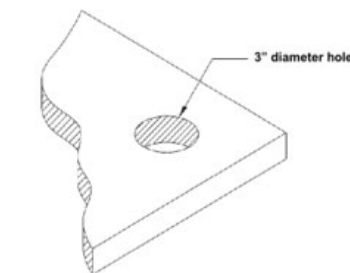
POWER MODULE LOCATIONS FOR UNITS RUNNING SHORT WAYS ON THE TOP:



Note that power supplies cannot be placed over metal base plates, contact [service@symphonytables.com](mailto:service@symphonytables.com) to ensure that the power supply location will work with your base placement and all of the other options / accessories specified on the table.

module	description	# of ports	model no.	cord length	finish code	list	
Circo in surface	2 power 3" diameter cut out, specify location	2	OPPCIR2P0A0D06MF	6 ft.	MF	290	
			OPPCIR2P0A0D06MS	6 ft.	MS	290	
			OPPCIR2P0A0D06MW	6 ft.	MW	290	
			OPPCIR2P0A0D06MB	6 ft.	MB	290	
			OPPCIR2P0A0D10MF	10 ft.	MF	310	
	1 power, 1 USB-A+C 3" diameter cut out, specify location	2	OPPCIR1PAC0D06MF	6 ft.	MF	380	
			OPPCIR1PAC0D06MS	6 ft.	MS	380	
			OPPCIR1PAC0D06MW	6 ft.	MW	380	
			OPPCIR1PAC0D06MB	6 ft.	MB	380	
			OPPCIR1PAC0D10MF	10 ft.	MF	400	
OPPCIR1PAC0D10MS		10 ft.	MS	400			
OPPCIR1PAC0D10MW		10 ft.	MW	400			
OPPCIR1PAC0D10MB		10 ft.	MB	400			
Circo in surface with convenience outlet		2 power, 1 convenience outlet below the worksurface 3" diameter cut out, specify location	2	OPPCIR2P0A0D106MF	6 ft.	MF	310
				OPPCIR2P0A0D106MS	6 ft.	MS	310
	OPPCIR2P0A0D106MW			6 ft.	MW	310	
	OPPCIR2P0A0D106MB			6 ft.	MB	310	
	OPPCIR2P0A0D110MF			10 ft.	MF	330	
	1 power, 1 USB-A+C, 1 convenience outlet below the worksurface 3" diameter cut out, specify location	2	OPPCIR1PAC0D106MF	6 ft.	MF	400	
			OPPCIR1PAC0D106MS	6 ft.	MS	400	
			OPPCIR1PAC0D106MW	6 ft.	MW	400	
			OPPCIR1PAC0D106MB	6 ft.	MB	400	
			OPPCIR1PAC0D110MF	10 ft.	MF	420	
OPPCIR1PAC0D110MS	10 ft.	MS	420				
OPPCIR1PAC0D110MW	10 ft.	MW	420				
OPPCIR1PAC0D110MB	10 ft.	MB	420				

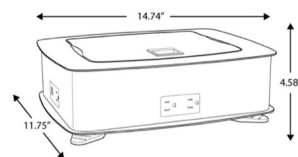
Circo in surface cut out information:



CIRCO SERIES FINISH CODE LEGEND:

- ME** - Matte Fog powdercoat finish, fog simplex finish, black cord
- MS** - Matte Storm powdercoat finish, storm simplex finish, black cord
- MW** - Matte White powdercoat finish, white simplex finish, white cord (black portion shown in image will screw in under the table top)
- MB** - Matte Black powdercoat finish, black simplex finish, black cord

### Cova Shared Media



4 power, 2 dual charging USB-A, 4 HDMI Show Me cables, HDMI 4 position switch box, 15' HDMI monitor cable Carry case included.	N/A	OPPCOV4P4H2U9BB	9 ft.	BB	11,650
		OPPCOV4P4H2U9SS	9 ft.	SS	11,650
		OPPCOV4P4H2U9WW	9 ft.	WW	11,650

COVA SERIES FINISH CODE LEGEND:

- BB** - black
- SS** - silver
- WW** - white

Ideal for a portable shared media solution with easy set up additional adapter accessories available email [service@symphonytables.com](mailto:service@symphonytables.com) for assistance.

module	description	# of ports	model no.	cord length	finish code	list
Doca freestanding	2 power, 1 USB-A+C, one blank no cut out required	4	OPPDO2PAC1B06GB	6 ft.	GB	460
			OPPDO2PAC1B06GW	6 ft.	GW	460
			OPPDO2PAC1B10GB	10 ft.	GB	480
			OPPDO2PAC1B10GW	10 ft.	GW	480
Doca in surface	3 power, 1 USB-A+C 3" diameter cut out, specify location	4	OPPDO3PAC0D06GB	6 ft.	GB	470
			OPPDO3PAC0D06GW	6 ft.	GW	470
			OPPDO3PAC0D10GB	10 ft.	GB	490
			OPPDO3PAC0D10GW	10 ft.	GW	490
Doca in surface cut out information:	2 power, 2 USB-A+C 3" diameter cut out, specify location	4	OPPDO2P2AC06GB	6 ft.	GB	580
			OPPDO2P2AC06GW	6 ft.	GW	580
			OPPDO2P2AC10GB	10 ft.	GB	600
			OPPDO2P2AC10GW	10 ft.	GW	600

DOCA SERIES FINISH CODE LEGEND:

- GW** - Gloss white case finish, white trim finish, white simplex finish, molded white custom insert, white cord
- GB** - Gloss black case finish, black trim finish, black simplex finish, molded black custom insert, black cord

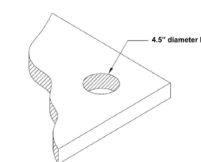
\*\* Doca modules have many different configurations available within the family offering, including hardwired solutions, email [service@symphonytables.com](mailto:service@symphonytables.com) for assistance if you are looking for additional power/data/USB features for your project.

### Felino in Surface



3 power 4.5" diameter cut out required, specify location	3	OPPFEL3P0A0D06FF	6 ft.	FF	390
		OPPFEL3P0A0D06SS	6 ft.	SS	390
		OPPFEL3P0A0D06WW	6 ft.	WW	390
		OPPFEL3P0A0D06BB	6 ft.	BB	390
		OPPFEL3P0A0D10FF	10 ft.	FF	410
		OPPFEL3P0A0D10SS	10 ft.	SS	410
		OPPFEL3P0A0D10WW	10 ft.	WW	410
		OPPFEL3P0A0D10BB	10 ft.	BB	410
2 power, 1 USB-A+C, one blank 4.5" diameter cut out required, specify location	3	OPPFEL2PAC0D06FF	6 ft.	FF	480
		OPPFEL2PAC0D06SS	6 ft.	SS	480
		OPPFEL2PAC0D06WW	6 ft.	WW	480
		OPPFEL2PAC0D06BB	6 ft.	BB	480
		OPPFEL2PAC0D10FF	10 ft.	FF	500
		OPPFEL2PAC0D10SS	10 ft.	SS	500
		OPPFEL2PAC0D10WW	10 ft.	WW	500
		OPPFEL2PAC0D10BB	10 ft.	BB	500

Felino in surface cut out information:



FELINO SERIES FINISH CODE LEGEND:

- FE** - Soft touch fog plastic finish
- SS** - Soft touch storm plastic finish
- WW** - Soft touch white plastic finish
- BB** - Soft touch black plastic finish