

SYMPHONY®

BENI POWER / DATA MODULES

2023 PRICE LIST

version #083123

Minimum order / Freight charge

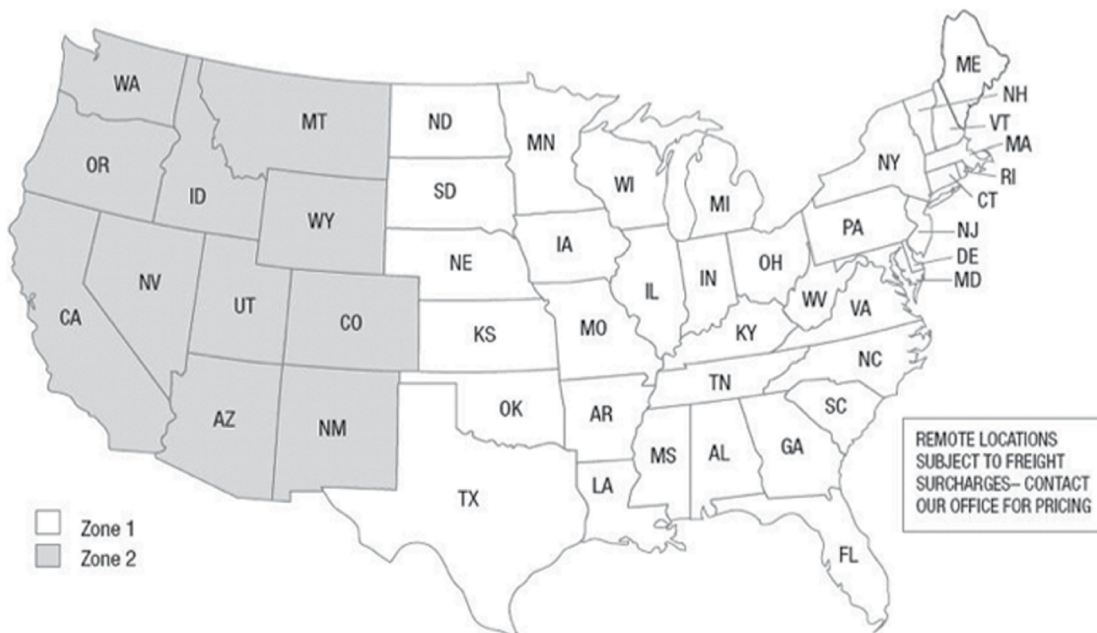
Orders for \$5,000 or more list (contiguous U.S.): freight and minimum order charges included

Orders less than \$5000 list (contiguous U.S.)

Zone 1 \$200 net

Zone 2 \$260 net

Orders only containing power supplies will have a reduced “small order” freight charge, please email service@symphonytables.com for a quote.




power supply location chart

running long ways on the top

Our main focus is integrating technology into tables for learning and meeting environments. We invite you to email service@symphonytables.com for help with specifying your project. For the additional resources, please visit www.symphonytables.com.

Please specify the power supply location cut out on your PO:

POWER MODULE LOCATIONS FOR UNITS RUNNING LONG WAYS ON THE TOP:



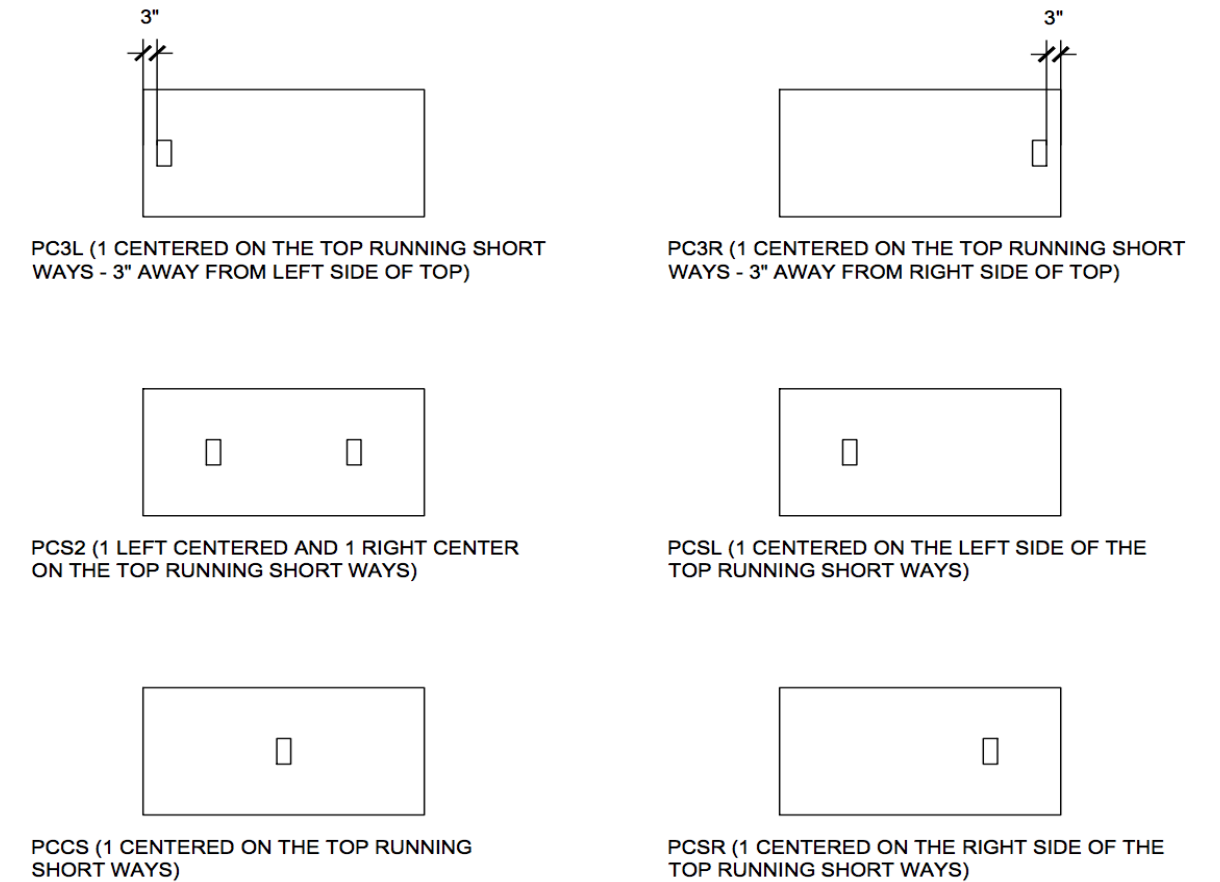
Note that power supplies cannot be placed over metal base plates, contact service@symphonytables.com to ensure that the power supply location will work with your base placement and all of the other options / accessories specified on the table.

power supply location chart

running short ways on the top

Please specify the power supply location cut out on your PO:

POWER MODULE LOCATIONS FOR UNITS RUNNING SHORT WAYS ON THE TOP:






Note that power supplies cannot be placed over metal base plates, contact service@symphonytables.com to ensure that the power supply location will work with your base placement and all of the other options / accessories specified on the table.

Beni in surface single-sided unit

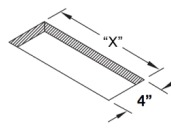
module	description	# of ports	model no.	cord length	finish code	list
	2 power 4"D x 5"W table top cut out, specify location	2	OPP BEN2P0A0D06SS	6 ft.	SS	530
			OPP BEN2P0A0D06SW	6 ft.	SW	530
			OPP BEN2P0A0D06SB	6 ft.	SB	530
	2 power, 1 USB-A+C 4"D x 6.5"W table top cut out, specify location	3	OPP BEN2PAC0D06SS	6 ft.	SS	650
			OPP BEN2PAC0D06SW	6 ft.	SW	650
			OPP BEN2PAC0D06SB	6 ft.	SB	650
			OPP BEN2PAC0D10SS	10 ft.	SS	670
	2 power, 1 USB-A+C, 1 dual USB-C 45w 4"D x 8"W table top cut out, specify location	4	OPP BEN2P1A1C06SS	6 ft.	SS	900
			OPP BEN2P1A1C06SW	6 ft.	SW	900
			OPP BEN2P1A1C06SB	6 ft.	SB	900
			OPP BEN2P1A1C10SS	10 ft.	SS	920
	2 power, 1 USB-A+C, 1 HDMI 4"D x 8"W table top cut out, specify location	4	OPP BEN2P1A1H06SS	6 ft.	SS	740
			OPP BEN2P1A1H06SW	6 ft.	SW	740
			OPP BEN2P1A1H06SB	6 ft.	SB	740
			OPP BEN2P1A1H10SS	10 ft.	SS	760
	2 power, 1 USB-A+C, 1 open data 4"D x 8"W table top cut out, specify location	4	OPP BEN2PAC1D06SS	6 ft.	SS	650
			OPP BEN2PAC1D06SW	6 ft.	SW	650
			OPP BEN2PAC1D06SB	6 ft.	SB	650
			OPP BEN2PAC1D10SS	10 ft.	SS	670
	2 power, 2 open data ports 4"D x 8"W table top cut out, specify location	4	OPP BEN2P0A2D06SS	6 ft.	SS	540
			OPP BEN2P0A2D06SW	6 ft.	SW	540
			OPP BEN2P0A2D06SB	6 ft.	SB	540
			OPP BEN2P0A2D10SS	10 ft.	SS	560
	2 power, 1 USB-A+C, 3 open data 4"D x 11"W table top cut out, specify location	6	OPP BEN2P1A3D06SS	6 ft.	SS	720
			OPP BEN2P1A3D06SW	6 ft.	SW	720
			OPP BEN2P1A3D06SB	6 ft.	SB	720
			OPP BEN2P1A3D10SS	10 ft.	SS	740
	3 power, 3 open data ports 4"D x 11"W table top cut out, specify location	6	OPP BEN3P0A3D06SS	6 ft.	SS	580
			OPP BEN3P0A3D06SW	6 ft.	SW	580
			OPP BEN3P0A3D06SB	6 ft.	SB	580
			OPP BEN3P0A3D10SS	10 ft.	SS	600
	OPP BEN3P0A3D10SW	10 ft.	SW	600		
	OPP BEN3P0A3D10SB	10 ft.	SB	600		

BENI SERIES FINISH CODE LEGEND:

	SS - Silver anodized aluminum case finish, silver trim finish, black simplex finish, black cord
	SW - Silver anodized aluminum case finish, white trim finish, white simplex finish, white cord
	SB - Silver anodized aluminum case finish, black trim finish, black simplex finish, black cord





Beni in surface single-sided cut out information:

# of ports.	"X" Dim.
2	5"
3	6.5"
4	8"
6	11"



** Beni has many different configurations available within the family offering, including a hardwired solution, shared media solutions and upgraded equipment that will allow the units to daisy chain (for an upcharge), email service@symphonytables.com for assistance if you are looking for additional power/data/USB features for your project.

Beni in surface back-to-back and side-to-side



module	description	# of ports	model no.	cord length	finish code	list
	Each side contains: 2 power, 1 USB-A+C, 1 open data total of 4 power, 2 USB-A+C, 2 open data per unit 7-11/16"D x 8"W table top cut out, specify location	8 (4/side)	OPP BEB4P2AC2D06SS	6 ft.	SS	1,350
			OPP BEB4P2AC2D06SW	6 ft.	SW	1,350
			OPP BEB4P2AC2D06SB	6 ft.	SB	1,350
	Each side contains: 2 power, 2 open data ports total of 4 power, 4 open data ports per unit 7-11/16"D x 8"W table top cut out, specify location	8 (4/side)	OPP BEB4P0A4D06SS	6 ft.	SS	1,090
			OPP BEB4P0A4D06SW	6 ft.	SW	1,090
			OPP BEB4P0A4D06SB	6 ft.	SB	1,090
			OPP BEB4P0A4D10SS	10 ft.	SS	1,110
	Each side contains: 2 power, 1 USB-A+C, 1 dual USB-C 45w total of 4 power, 2 USB-A+C, 2 USB-C 45w per 7-11/16"D x 8"W table top cut out, specify location	8 (4/side)	OPP BEB4P2AC2C06SS	6 ft.	SS	1,740
			OPP BEB4P2AC2C06SW	6 ft.	SW	1,740
			OPP BEB4P2AC2C06SB	6 ft.	SB	1,740
			OPP BEB4P2AC2C10SS	10 ft.	SS	1,760
	Side 1 contains: 2 power, 1 USB-A+C, 1 HDMI Side 2 contains: 2 power, 1 USB-A+C, 1 open data total of 4 power, 2 USB-A+C, 1 HDMI, 1 open data per unit 7-11/16"D x 8"W table top cut out, specify location	8 (4/side)	OPP BEB4P2AC1H1D06SS	6 ft.	SS	1,430
			OPP BEB4P2AC1H1D06SW	6 ft.	SW	1,430
			OPP BEB4P2AC1H1D06SB	6 ft.	SB	1,430
			OPP BEB4P2AC1H1D10SS	10 ft.	SS	1,450
	OPP BEB4P2AC1H1D10SW	10 ft.	SW	1,450		
	OPP BEB4P2AC1H1D10SB	10 ft.	SB	1,450		

Beni Back-To-Back cut out information:

# of ports.	"X" Dim.
8 (4 ports / side)	8"



Beni in surface side-to-side unit




	Each side contains: 2 power, 2 open data ports total of 4 power, 4 open data ports per unit 4"D x 16-3/16"W table top cut out, specify location	8 (4/side)	OPP BES4P0A4D06SS	6 ft.	SS	1,170
			OPP BES4P0A4D06SW	6 ft.	SW	1,170
			OPP BES4P0A4D06SB	6 ft.	SB	1,170
	Each side contains: 3 power, 3 open data ports total of 6 power, 6 open data ports per unit 4"D x 22-3/16"W table top cut out, specify location	12 (6/side)	OPP BES6P0A6D06SS	6 ft.	SS	1,290
			OPP BES6P0A6D06SW	6 ft.	SW	1,290
			OPP BES6P0A6D06SB	6 ft.	SB	1,290
			OPP BES6P0A6D10SS	10 ft.	SS	1,310
	OPP BES6P0A6D10SW	10 ft.	SW	1,310		
	OPP BES6P0A6D10SB	10 ft.	SB	1,310		

Beni Side-By-Side cut out information:

# of ports.	"X" Dim.
8 (4 ports / side)	16-3/16"W
12 (6 ports / side)	22-3/16"W



BENI SERIES FINISH CODE LEGEND:

	SS - Silver anodized aluminum case finish, silver trim finish, black simplex finish, black cord
	SW - Silver anodized aluminum case finish, white trim finish, white simplex finish, white cord
	SB - Silver anodized aluminum case finish, black trim finish, black simplex finish, black cord

*Beni back-to-back and side-to-side units are also available with a single circuit breaker cord instead of 2 cords per unit, please email service@symphonytables.com for pricing.

** Beni has many different configurations available within the family offering, including a hardwired solution, shared media solutions and upgraded equipment that will allow the units to daisy chain (for an upcharge), email service@symphonytables.com for assistance if you are looking for additional power/data/USB features for your project.